

# Capri

*Rewarding to drive  
practical to own*





# CAPRI

A unique blend  
of performance, practicality and panache



In keeping with Ford's overall philosophy, the Capri story has been one of steady development. The latest Laser and 2.8 Injection Special come from an engineering team with a world-wide reputation for making a good thing even better.

The original 'car you always promised yourself' was such a resounding international success that more than a million had been built before the adoption of a tailgate turned the Capri into a versatile hatchback. Ford then concentrated on the wind tunnel, where

exhaustive tests improved the Capri's aerodynamic efficiency while making its styling more attractive than ever.

Technical expertise is not needed to appreciate how smoothly and sweetly the bonnet sweeps down to a wind-cheating radiator grille. Equally significant is the way the bodywork below the bumper is sculpted to ease air under the car and past the front wheels. In addition, the Laser and 2.8 Injection Special sport a black, tailgate-mounted spoiler. Attractive as well as functional, it goes well with the Capri's long-nosed, low-slung styling.

The Ford Capri's race-bred pedigree shown here at: (Top row, left to right) Silverstone in 1977, driven by S. Graham; Brands Hatch in 1979, driven by Gordon Spice; Donington in 1980, driven by Ludwig; Nurburgring in 1981, the Zakspeed Capri; (Bottom row, left to right) Snetterton in 1981; a German circuit in 1978, driven by H. Hoyer; Donington in 1980, driven by Ertl.



Smooth, flexible, fuel-efficient engines producing up to 160 PS provide performance in keeping with the strong visual appeal. Ford's beautifully responsive three-speed automatic transmission is optional with the punchy 2.0-litre power unit, but the company's five-speed manual gearbox is standard equipment on the lively Laser and hard-charging Injection Special. Light and precise – just like the clutch – the gearshift is right in line with the Capri's sporting character.

The suspension reflects the Capri's unique, wide-ranging appeal. Developed over millions of road miles and in the hectic, high-technology world of racing, it combines the comfort of a saloon with the crisp handling and

tenacious roadholding demanded by today's most enthusiastic drivers.

Rack-and-pinion steering has always been associated with performance cars. The Capri's make light work of

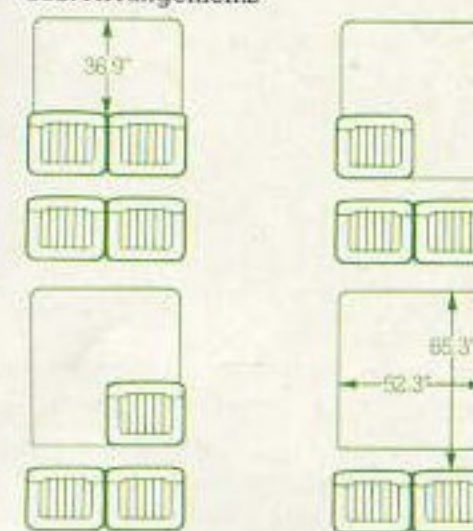
parking without compromising the 'feel' and quick, clean reactions needed on the open road.

Equipment and trim levels highlight Ford's reputation for value-for-money quality.


For instance, all Capris feature a sunroof, twin door mirrors with remote control on the driver's side, a laminated windscreen, a heated rear window, tailgate wash/wipe, integral rear fog lamps, reversing lights and a lockable cap for the 13-gallon fuel tank.

Inside, flexibility is one of the most attractive facets of the Capri's character. It is basically a four-seater, but the back seats can be folded, together or individually, to optimise luggage space. Load length then increases from 36" to 65.3" with a maximum width of over 50".

Seat Arrangements



The fundamental virtues of the Capri design have inevitably attracted the attention of Ford's Special Vehicle Engineering team. Their unrivalled know-how makes the 2.8 Injection Special a genuine supercar whose price is as attractive as its performance.





# The special edition CAPRI LASER

The exclusive, special-edition Laser brings even more style and class to the rakish Capri range



The rakish Capri Laser is tailored to cut a dash without ripping a hole in your pocket. This exciting variation on Ford's 'family fastback' theme looks good, goes well and has all the comfort and convenience expected of a stylish mile-eating coupé.

The long, lean shape that has made Capris so popular is enhanced by many eye-catching features that are unique to the exclusive Laser variant. Body-coloured grille, bonnet lip and bezels for the four halogen headlights match each of the bodywork's standard or optional, solid, metallic and metallic two-tone colours. The Laser also brings two new colours – Lacquer Red and Mineral Blue – to the Capri range.

The door mirrors, with remote-control adjustment

on the driver's side, get the same body-colour treatment. Black-painted bumpers at front and rear have their inherent strength supplemented by sturdy overriders. The Laser's identity is also proclaimed by unique tape stripes which share the sleek flanks with protective rubber side mouldings running from wheel-arch to wheel-arch.

Tinted glass and a discreet, tailgate-mounted spoiler are other attractive items in the value-for-money Laser package.

The low-slung car's hard-charging image is additionally endorsed by superb, RS-style alloy wheels whose four-spoke pattern blends low weight with great strength and durability. They are shod with 185/70 tyres.

Inside, leather is used to trim the steering wheel and the gear-lever knob. Appropriately stylish 'Truro' cloth trims the seats – the front pair have fully-adjustable head restraints – and is also featured on the door and quarterpanel inserts.

The driver naturally gets a full set of instruments, including a tachometer, and can slide or tilt the Laser's steel sunroof to make the most of fine weather or to supplement the ventilation system with its powerful, two-speed booster fan.

Words and music are provided by Ford's RST 21P (MW/LW) radio/stereo cassette with four speakers and an electrically-powered aerial.

Power and transmission?

The overhead-camshaft 1.6 engine develops 73.5 PS at 5300 rpm and drives the rear wheels through the Laser's standard five-speed manual gearbox. The combination's vital statistics include 0-60 mph in 13.0 seconds, a 99 mph maximum\* and 45.6 mpg at 56 mph.†

The 2.0 litre alternative, packed with 37 per cent more

maximum power and 30 per cent more torque, reduces the 0-60 mph time to just 9.6 seconds while increasing top speed to 113 mph.\* Fitted in conjunction with the five-speed gearbox it provides the best of both worlds by being more economical than the smaller engine at both 56 mph and 75 mph.† Ford's automatic transmission is optional.

\* Ford test figures

† For Government fuel consumption test figures, see Engineering on page 98


For detailed information, see pages 88-89





# CAPRI 2.8 INJECTION SPECIAL

Packed with character and performance



The Capri range's exotic blend of high quality style, luxury and dazzling, race-bred performance is epitomised by the spellbinding 2.8 Injection Special. A true champion, it looks superb from every angle and has many engineering features to delight the keenest and most fastidious of drivers.

Exceptionally strong on value, its specification is tailored to optimise characteristics that have made the Capri a legend in its own lifetime. The sleek body is complemented by 13" x 7" alloy wheels whose elegance belies their light weight and immense strength. Shod with low-profile 205/60 VR tyres, they make this most coveted of all Capris a car whose roadholding and handling cannot be faulted.



Equally important, but hidden from view, is the Injection Special's limited-slip differential. Designed to maximise traction under difficult conditions, it's a sophisticated feature rarely found in lists of standard equipment.

The limited-slip differential contributes a great deal to the Capri's crisp, predictable handling and is a valuable asset in a car capable of 130 mph. \* The Injection Special's searing speed comes from a refined-but-robust V6 engine fitted with breakerless electronic ignition and the advanced Bosch K-Jetronic

fuel-injection system. It all adds up to 160 PS at 5700 rpm.

Externally, the sleek Injection Special has a body-coloured radiator grille, bonnet lip and light bezels to supplement the strong identity provided by its eye-catching wheels. The wide choice of attractive metallic and solid colour schemes includes Mineral Blue or Nimbus Grey over Strato Silver.

The Injection Special looks good inside as well as out. Its seats combine the luxury and practicality of high-grade leather with 'Strobe' pattern fabric centre panels which match the door and quarter-panel inserts. Leather is also used to trim the steering wheel and gear-lever knob.

Although the ventilation system is very efficient, its airflow can be increased by tilting or sliding the steel sunroof and opening the rear

compartment's quarter vents. Back-seat passengers also get seat belts, and the seats themselves are easily folded to provide additional luggage space.

The open road is the five-speed Injection Special's natural habitat, and its 13-gallon fuel tank – allied to excellent economy – gives a range that can comfortably exceed 300 miles.

\* Ford test figures

For detailed information, see pages 88-89





# CAPRI RANGE FACTS & ENGINEERING

## ENGINES

1.6 OHC with single venturi carburettor, 2.0 OHC with twin venturi carburettor, 2.8 V6 with fuel injection; automatic choke on 1.6 and 2.0.

## TRANSMISSION

Rear-wheel drive; diaphragm spring clutch; five-speed manual synchromesh gearbox; automatic transmission available on 2.0 Laser.

## SUSPENSION

*Front:* Independent with MacPherson struts and anti-roll bar.

*Rear:* Semi-elliptic leaf springs with anti-roll bar and gas-filled shock absorbers.

## STEERING

Rack and pinion with 33 ft turning circle between kerbs and 35 ft on 2.8 Injection Special; three-spoke soft-feel steering wheel.

## BRAKES

Hydraulic dual-line servo-assisted front discs and rear drums; ventilated front discs on 2.8 Injection Special, floor-mounted handbrake operating on rear drums.

## LIGHTING AND ELECTRICAL

Twelve-volt negative earth system; maintenance free battery; 45 amp alternator; four round halogen headlights; hazard warning lights; reversing lights; integral rear fog lamps; heated rear window.

## BODY

All-steel welded integral construction; comprehensive multi-stage corrosion protection including special wax injection to cavities, PVC coating on critical stone-chip areas and underbody sealed to resist salt spray; three-door coupé with anti-burst locks, two gas-filled struts on the tailgate and a tilting sliding sunroof. Integral front spoiler; 13 gallon fuel tank with locking cap; towing hooks; wide-section black wrap-round bumpers; black windscreen and window surrounds and back light surround; body-colour grille, bonnet lip, light bezels and door mirrors; laminated windscreen; remote control driver's door mirror; two-speed wipers with intermittent wipe and tailgate wash/wipe; push-button tailgate lock.

## INTERIOR

Reclining front seats with head restraints; split-squab rear seat; colour co-ordinated carpet in passenger area; luggage compartment carpet; padded sun visors with passenger vanity mirror; soft-feel instrument surrounds; glove box with lock and lamp; cigar lighter; speedometer and odometer; fuel and water temperature gauges; warning lights for alternator and brake failure/handbrake, main beam and turn indicators; oil pressure gauge and ammeter; three-lever control system for indicators, headlights and sidelights, main and dipped beam, headlight flashers, wipers, washers and horn.

Radio/stereo cassette player with four speakers, ignition switch steering column lock; torch key; aeroflow face-level vents; two-speed heater fan with illuminated controls; front and rear ashtrays; door-operated courtesy light; boot light; instrument panel brightness control; recessed inertia-reel front seat belts; rear package tray; trinket tray and clock; three grab handles; flush sill buttons; perforated headlining (black on Injection).

## SPECIFICATIONS

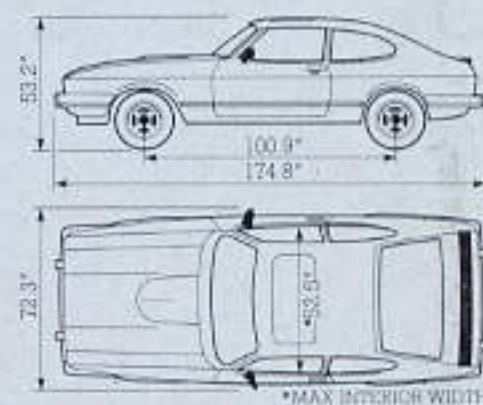
Engine	1.6 OHC	2.0 OHC	2.8 OHV fuel injected
Capacity cc	1593	1993	2792
Cylinders	4	4	V6
Compression ratio	9.2:1	9.2:1	9.2:1
Fuel induction	Single variable venturi	Twin fixed sequential venturi	Bosch K-Jetronic petrol injection
Choke	Automatic	Automatic	Automatic
Ignition	Mechanical contact breaker	Mechanical contact breaker	Electronic breakerless
Max. power DIN kW (PS) at rpm	54.0 (73.5)/5300	74.0 (101.0)/5300	118 (160)/5700
Max. torque DIN Nm (MKP) at rpm	117.0 (11.9)/2700	163.0 (15.6)/4000	221 (22.5)/4300
Maximum continuous revs.	5800	5900	6100
<b>Performance</b> Ford test figures			
<b>MANUAL 5 SPEED</b>			
Max. speed (mph)	99.0	113	130
0-60 mph (secs.)	13.0	9.6	7.9
<b>AUTOMATIC</b>			
Max. speed (mph)	-	110	-
0-60 mph (secs.)	-	11.4	-
<b>Transmission/Fuel Consumption</b> All figures in mpg (L/100 km) are from officially approved tests under the Passenger Car Fuel Consumption Order 1983.			
<b>MANUAL 5 SPEED</b>			
Constant driving speed 56 mph (90 kmh)	45.6 (6.2)	46.3 (6.1)	38.2 (7.4)
Constant driving speed 75 mph (120 kmh)	34.4 (8.2)	35.8 (7.9)	30.1 (9.4)
Simulated urban driving	27.4 (10.3)	23.7 (11.9)	18.7 (15.1)
<b>AUTOMATIC</b>			
Constant driving speed 56 mph (90 kmh)	-	37.2 (7.6)	-
Constant driving speed 75 mph (120 kmh)	-	29.7 (9.5)	-
Simulated urban driving	-	23.7 (11.9)	-
<b>Weights and Towing Limits (kg)</b>			
Gross vehicle weight	1410	1410	1650
Maximum towing limit (2-up)†	1080	1200	1200
Maximum towing limit (unbraked trailer)†	500	540	550
Max. roof rack load	75 kg	75 kg	75 kg
<b>Insurance Group*</b>	4	5	7

† Max. trailer nose weight 50 kg all models

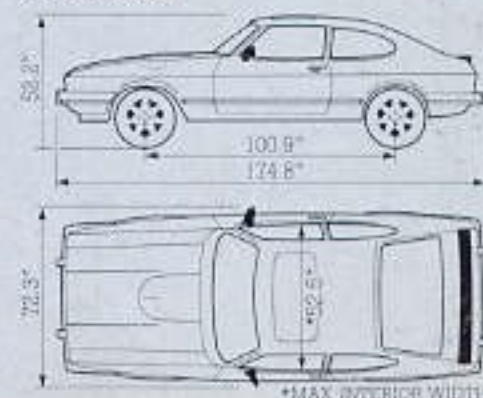
\* As recommended by the Accident Offices Association

TOWING LIMITS quoted in this catalogue represent the recommended maximum towing ability of the vehicle with 2 occupants (150 lb each) to restart on a 12% gradient (1 in 8.3 approx.) at sea level. This means that where additional payload is carried (additional occupants, luggage, etc.), then this additional weight should be deducted from the recommended towing limit. The performance and economy of all models will be reduced when used for towing.

## CAPRI LASER



## CAPRI 2.8 INJECTION SPECIAL





# CAPRI RANGE REVIEW

## Laser

### STANDARD FEATURES

#### ENGINEERING

- Body, three-door coupé
- Engine: 1.6 OHC 2.0 OHC
- Gearbox, five-speed
- Choke, automatic
- Tyre size: 185/70 x 13

#### EXTERIOR

- Bodyside moulding, black
- Bonnet lip, body coloured
- Bumpers, black
- Door mirrors: Body coloured housing Passenger side Driver side remote control
- Fuel tank cap, locking
- Hazard warning flashers
- Heated rear window
- Handles/locks, black
- Lamps: Halogen headlamps, four Reversing lamps Rear fog lamps
- Lamp bezels, body coloured
- Overriders
- Radiator grille, body coloured louvre
- Servo-assisted brakes
- Spoilers: Front integral Tailgate
- Tailgate push lock release
- Tailgate wash/wipe
- Tape stripe, special bodyside
- Tinted glass all round
- Tow hooks, front and rear
- Wheels, 4-spoke alloy 13x6
- Wheel centre caps, silver
- Window surrounds, black
- Windscreen, laminated
- Windscreen wash, electric
- Windscreen wipers: Two-speed Intermittent

#### INTERIOR

- Ammeter and oil pressure gauge
- Carpet
- Load compartment
- Lower door
- Passenger compartment
- Centre console
- Cigar lighter, front illuminated
- Clock, quartz analogue
- Cloth door inserts
- Courtesy lights: Front Tailgate load compartment light
- Fascia light dimmer
- Gas struts on tailgate
- Gearknob, leather covered
- Glove box with lid, lock and illumination
- Headlining, perforated
- Head restraints on front seats, fully adjustable

- Heater: Fan, two-speed Illuminated controls
- In-car entertainment: Aerial, electrically operated Four speakers Push-button radio (MW/LW)/stereo cassette RST 21P
- Package tray, rear carpeted tilting/removable
- Rear view mirror, dipping
- Seats: Fabric trim, 'Truro II' Folding/split rear squab Front reclining
- Seat belts, front inertia reel
- Steering wheel, three-spoke leather covered rim
- Sunroof, tilting/sliding steel
- Tachometer
- Trip recorder
- Vanity mirror on passenger sunvisor
- Warning lights: Brake failure/handbrake Direction indicator Ignition/alternator Main beam

### OPTIONAL FEATURES

#### Factory fitted

Automatic transmission with oil cooling on 2.0	£449.66*
Paint, black	£90.72*
Paint, metallic	£127.88*
Paint, two-tone metallic	£208.29*
In-car entertainment, push-button all electronic multi-feature stereo radio (MW/LW/VHF)/stereo cassette ESRT 32PS	£193.61*
Seat belts, two rear lap/diagonal inertia reel	£78.23*
Extra cover	see page 126

\* Includes Car Tax and VAT

### COLOUR AND MAIN PATTERNED TRIM

SOLID COLOURS	'Truro II'
Diamond White	Grey
Lacquer Red	Grey
Black (at extra cost)	Grey

#### METALLIC COLOURS (at extra cost)

Strato Silver	Grey
Nimbus Grey	Grey
Paris Blue	Grey
Mineral Blue	Grey

#### TWO-TONE METALLIC COLOURS (at extra cost)

##### UPPER BODY

##### LOWER BODY

Mineral Blue	Grey
Strato Silver	Grey
Nimbus Grey	Grey
Strato Silver	Grey

## 2.8 Injection Special

### STANDARD FEATURES

#### ENGINEERING

- Body, three-door coupé
- Engine, 2.8 V6 fuel injected
- Gearbox, five-speed with limited slip differential
- Choke, automatic
- Tyre size, 205/60 VR x 13

#### EXTERIOR

- Bodyside moulding, black
- Bumpers, black
- Door mirrors: Body coloured housing Passenger side Driver side remote control
- Fuel tank cap, locking
- Hazard warning flashers
- Heated rear window
- Horn, dual-tone
- Handles/locks, black
- Lamps: Halogen headlamps, four Reversing lamps Rear fog lamps
- Lamp bezels, body coloured
- Overriders
- Radiator grille, body coloured louvre
- Servo-assisted brakes
- Spoilers: Front integral Tailgate
- Tailgate push lock release
- Tailgate wash/wipe
- Tape stripe, bodyside
- Tinted glass all round
- Tow hooks, front and rear
- Wheels, 7-spoke alloy 13x7
- Window surrounds, black
- Windscreen, laminated
- Windscreen wash, electric
- Windscreen wipers: Two-speed Intermittent

#### INTERIOR

- Ammeter and oil pressure gauge
- Carpet
- Load compartment
- Lower door
- Passenger compartment
- Centre console
- Cigar lighter, front illuminated
- Clock, quartz analogue
- Cloth door inserts
- Courtesy lights: Front Tailgate load compartment light
- Fascia instrument switches, illuminated
- Fascia light dimmer
- Gas struts on tailgate
- Gearknob, leather covered
- Glove box/armrest, front centre
- Glove box with lid and illumination
- Headlining, perforated black
- Head restraints on front seats, fully adjustable, leather covered
- Heater: Fan, two-speed Illuminated controls

- In-car entertainment: Aerial, electrically operated Four speakers Push-button all electronic multi-feature stereo radio (MW/LW/VHF)/stereo cassette ESRT 32PS
- Package tray, rear carpeted tilting/removable
- Rear view mirror, dipping
- Seats: Fabric trim, 'Strobe' with leather surrounds Folding/split rear squab Front reclining - 'Recaro'
- Seat belts: Front inertia reel Two rear lap/diagonal inertia reel
- Steering wheel, three-spoke leather covered rim
- Sunroof, tilting/sliding steel
- Tachometer
- Trip recorder
- Vanity mirror on passenger sunvisor
- Warning lights: Brake failure/handbrake Direction indicator Ignition/alternator Main beam
- Windows, opening rear quarter

### OPTIONAL FEATURES

#### Factory fitted

Paint, black	£90.72*
Paint, metallic	see Price Guide below for details
Paint, two-tone	see Price Guide below for details
Extra cover	see page 126

\* Includes Car Tax and VAT

### COLOUR AND TRIM

SOLID COLOURS	'Strobe' with leather surround
Diamond White	Grey
Lacquer Red	Grey
Black (at extra cost)	Grey

#### METALLIC COLOURS (at extra cost)

Strato Silver	Grey
Nimbus Grey	Grey
Paris Blue	Grey
Mineral Blue	Grey

#### TWO-TONE METALLIC COLOURS (at extra cost)

##### UPPER BODY

##### LOWER BODY

Nimbus Grey	Grey
Strato Silver	Grey
Mineral Blue	Grey
Strato Silver	Grey

### PRICE GUIDE

Model	Price £	Car Tax £	VAT £	TOTAL £
1.6 Laser	4957.07	413.09	806.52	6175.68*
2.0 Laser	5272.39	439.37	866.76	6568.52*

### PRICE GUIDE

Model	Price £	Car Tax £	VAT £	TOTAL £
2.8 Injection Special				
Solid Colours	7625.42	635.45	1239.13	9500.00*
Metalllic Colours	7728.07	644.01	1255.81	9627.89*
Two-tone Metalllic Colours	7792.61	649.38	1266.30	9708.29*

\* See back cover for details of Car Tax, VAT and delivery charges