

CONSUL
corsair digest

LOOKING AT
THE NEW CONSUL
CORSAIR **C** 




consul corsair




Corsair: once a brave
adventurer of the high seas
in an age as daring as our own.

Now, for the man who still enjoys a sense of adventure,
who expects individuality from the motor car he owns,
who knows what high performance means and will
accept nothing less, Ford give a new meaning to Corsair



The contoured bucket seats and remote control gear shift, designed for effortless changes, complete an extra world of comfort for the new Corsair.



CONSUL

CORSAIR

THE NEW

THE CAR WITH

FLAIR


FOR THE
MAN WITH TASTE




Consul Corsair . . . a car with a personality more piquant than adventurous name might suggest . . . a car designed for elegance . . . and the measure of its success is the pleasure you will get from examining, admiring and driving this latest model from Ford of Britain. Clean cut, free of excess ornamentation, the Corsair is designed for people who appreciate and expect individuality from a motor car. The fine purposeful aerodynamic

shape was developed after exhaustive wind tunnel tests, resulting in a car with high performance and impressive fuel economy. The attractive appearance from the rear further enhances the restrained styling of the new Consul Corsair. With a boot capacity of 20.9 cu. ft. (0.5919 m³) the Corsair easily holds everything for five people leaving the interior of the car free from irritating bric-a-brac.





Designed for elegance!



The 1500 c.c. five-bearing crankshaft engine of the Corsair is a logical extension of the famous Anglia, Consul 315, Cortina breed and develops 59.5 b.h.p. at 4600 r.p.m. Power is transmitted through an all-synchromesh four-speed gearbox, with a choice of steering or floor gear shifts, giving effortless high speed cruising, with impressive smoothness and quietness, and a top speed of well over 80 m.p.h. (128 k.p.h.).

The very modest 'click' when you shut the doors of the Consul Corsair indicate entry into a new world of luxury, surpassing any that you have known before. Relax in the comfort-cradled seats; notice the complete absence of metal on the doors, now covered with tough durable vinyl and padded for extra safety. Stretch your legs; discover room to spare, with fitted carpets to pamper you and

foam-rubber underlay for added luxury. The front bench seats are contoured for driving comfort or if you prefer to have the optional floor gear shift, bucket seats are fitted. Upholstery echoes the elegance of the exterior with a comprehensive range of eye-catching colours to delight you.

Your driving concentration will not be distracted by noise because it has been vigorously suppressed with insulation of glass fibre padding to ensure that the Corsair is the smoothest, quietest car you'll ever drive. Generous parcel tray, "no-draught" quarter lights and child-proof door locks on the rear doors of the 4-door model, reflect all the care which has been lavished on this car. As a final touch, aluminium kick plates are fitted on the doors (de luxe models) for extra protection from accidental damage. All these features make the Consul Corsair more than a name, make it a trend-setter in present day cars of its class.

specification

ENGINE: 4 cylinder O.H.V. Bore 3.1878 in. (80.97 mm.) Stroke 2.867 in. (72.82 mm.) Capacity 91.53 cu. in. (1499.9 cc.) Compression ratio 8:3:1. B.H.P. 59.5 at 4,600 r.p.m. (nett). Five bearing crankshaft with integral weights dynamically balanced.

ENGINE LUBRICATION: Externally mounted oil pump, capacity of sump 6¼ pints (3.55 litres).

FUEL SYSTEM: Mechanical fuel pump. Tank capacity 8 gallons (36.37 litres).

COOLING SYSTEM: Pressurized cooling system, capacity 10½ pints (5.966 litres).

TRANSMISSION: Single dry plate clutch, hydraulically operated. 4-speed all-synchromesh gear box. Ratios (overall) 1st 13.818:1; 2nd 9.344:1; 3rd 5.507:1; 4th 3.90:1; Reverse 15.456:1. Column lever, central remote floor lever optional on de-Luxe.

BODY: Steel integral construction, safety glass all round. Two or four doors, zero torque door locks, locking barrels fitted to both front doors, child-proof locks fitted to rear doors. Hinged quarter lights to front doors, fixed vent at rear (opening on 2-door model). Lockable luggage compartment; 20.9 cu. ft. (0.5919 m³) capacity with spare wheel fitted. Left or right hand drive versions available, according to market requirements.

REAR AXLE: Semi-floating, hypoid final drive, ratio 3.9:1.

FRONT SUSPENSION: Independent, directly operated coil springs with hydraulic shock absorbers. Anti-roll torsion bar.

REAR SUSPENSION: Asymmetrical semi-elliptic springs with hydraulic shock absorbers.

BRAKES: Front self adjusting 9½ in. (241.3 mm.) discs. Rear 9 in. x 1¾ in. (228.6 mm. x 44.15 mm.) drums.

STEERING: Recirculatory ball type, ratio 15.1:1. Turning circle 36 ft. (11.14 m.)

WHEELS & TYRES: Wide base, pressed steel rims. Tyres 5.60—13-4-ply, tubeless.

ELECTRICAL EQUIPMENT: Two brush ventilated generator. Single tone horn. Battery 12 volt 38 amp. hr. at 20 hr. rate.

CONTROLS: Steering column antenna incorporates switches for side lights, and headlamps—main beam and dipped, self cancelling flash indicators. Button on end of antenna operates horn (standard) headlamp flasher (de Luxe). Choke, wiper controls, combined ignition/starter switch.

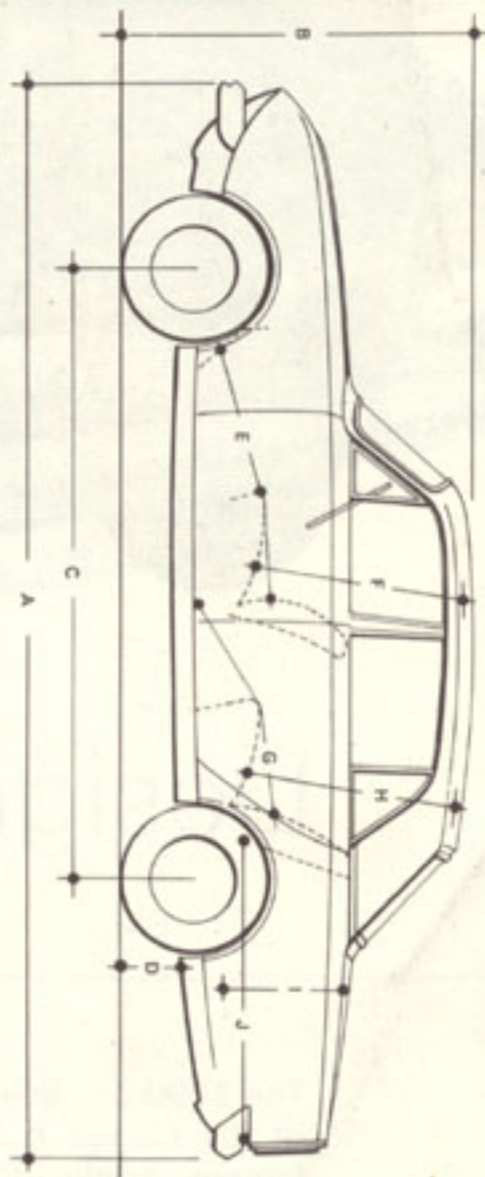
INSTRUMENTS: Speedometer, fuel gauge, temperature gauge, odometer. Indicator, ignition, oil, main beam warning lights housed directly in front of driver.

GENERAL EQUIPMENT: Variable speed windscreen wipers. Sealed or semi-sealed beam headlamps, front side lamps adjacent to amber direction indicators, tail light assemblies incorporate flashers, twin reflectors and brake lights. Ashtray, interior light, sun visor, combined door pulls and arm-rests, rubber floor covering, interior rear view mirror. Split squab bench front seat for 2-door model (full bench for 4-door) with column gear change, glove compartment.

EXTRA FOR DE LUXE: Windshield washer, two-tone trim schemes, coat hooks, door operated courtesy light, two sun visors, three ashtrays, horn ring, dual-tone horn, full width package tray, fitted carpet.

FACTORY FITTED OPTIONS (at extra cost:) Heater and demister, white sidewall tyres, two-tone paint schemes (de Luxe only) laminated windshield, over-riders, radio, petrol locking cap, tool kit, remote floor gear shift with bucket seats (de Luxe only), cigarette lighter. Automatic transmission.

Ford policy is one of continuous improvement. The right to change specification, colours or equipment at any time without notice is reserved.



A	Overall length	14' 8½"	448.92 cm
B	Overall height (laden)	4' 7½"	141.5 cm
C	Overall width	5' 3½"	161.00 cm
D	Wheelbase	8' 5"	256.5 cm
E	Ground clearance (laden)	6¼"	17.02 cm
F	Front leg room	3' 8½"	112.4 cm
G	Front head room	3' 2"	96.82 cm
H	Rear leg room	3' 5½"	105.4 cm
I	Rear head room	3' 1½"	97.45 cm
J	Height of boot	1' 7½"	49.27 cm
J	Length of boot	3' 11"	119.6 cm
J	Width of boot	4' 11½"	152.0 cm



A PRODUCT OF FORD MOTOR COMPANY LTD., DAGENHAM, ENGLAND
Published by Car Advertising Dept., Ford of Britain