

CORTINA




CORTINA



New Cortina is more Cortina!

Cortina—one of the big success names of the sixties! The family car with space to spare and power to match. The car with a reputation for toughness and reliability proved by countless victories in international races and rallies. Now Ford engineers take the Cortina success story a stage further with the brilliant new Cortina—more powerful, more comfortable, more stylish than ever. In fact New Cortina is More Cortina!




CORTINA

"The wheel trims and overrides shown on this Cortina De Luxe are FoMoCo accessories, available at extra cost."



More Style!

Style to make heads swing round in admiration—that's the new Cortina. Crisp, clean lines. Smooth, sleek looks. A brilliant range of colours. As bright and exciting as a flurry of bubbles and as modern as tomorrow's fashion.







More Space. More Comfort !

New Cortina gives you more room to stretch—in every direction !
The bucket seats in front are deep, soft, relaxing with firm lateral support to keep you gently in your place.






The rear seat is equally comfortable with more hip room and shoulder room than you ever dreamed was possible within a car of Cortina's compact exterior dimension. This extra space, like Cortina's ample leg room, is achieved by brilliant design engineering making ingenious use of curved doors and side windows.
Cortina has plenty of boot space too. Its 21 cu. ft. copes easily with the week's groceries, or the family's luggage for a two week holiday.

"The overriders shown on this Cortina De Luxe are FoMoCo accessories, available at extra cost."

More stylish facia!

The new Cortina facia is a clever blend of common sense and modern design. All the controls and switches are immediately to hand. All the instruments can be checked at a glance. Safe, practical, stylish—like everything else in the new Cortina.







Aeroflow ventilation system—for the cool, fresh life!

Invented, developed and now perfected by Ford, the unique and universally acclaimed *Aeroflow* heating and ventilation system ensures that whatever the weather's doing outside, inside the car you stay cool, fresh and comfortable.

A simple set of controls allows the driver or front seat passenger to operate Cortina's highly efficient heater. In addition, by a click of the *Aeroflow* control knob each may obtain a gentle stream of warm or cool fresh air from their facia vent, which can be directed at any angle. At the rear of the car extractor louvres remove all stale air and change the air in the car completely every 40 seconds.



To commemorate its Diamond Jubilee the Automobile Association awarded a silver medal to Ford Motor Company Limited for its contribution to safer motoring by producing the *Aeroflow* ventilation system. The A.A.'s citation is an honour in itself. By eliminating 'stuffiness' and drowsiness, and almost completely preventing interior misting, the system contributes to the safety, comfort and convenience of the driver and passengers.

New Cortina is more



CORTINA



"The wheel trims shown on this Cortina De Luxe are FoMoCo accessories, available at extra cost."

More manoeuvrability!

Although new Cortina is 14 feet long, it has a turning circle of only 30 feet, making parking and manoeuvring in confined spaces exceptionally easy.



"The wheel trims shown on this Cortina De Luxe are FoMoCo accessories, available at extra cost."




More for your right foot!

The new Cortina has a more powerful engine. The tough new 1298 cc engine has a 5 bearing crankshaft to give you more power plus smoother, quieter running and low speed flexibility. It develops 57.5 bhp (gross) at 5000 rpm.

If you want even more power and its extra advantages, you can choose the 1499 cc version which develops 65 bhp (gross) at 4750 rpm. To match the outstanding perform-

ance provided by these engines, the Cortina has disc brakes at the front and self adjusting drum brakes at the rear. Cortina now has an extra wide track front and rear and the rear semi-elliptic leaf spring suspension is carefully balanced with the independently sprung front wheels. A special 'compliance' device ensures that the shocks of the roughest track are lost before they reach the driver and his passengers. This improved suspension gives better road holding, ride and

handling characteristics. Synchromesh on all four gears, a smooth, new diaphragm spring clutch and a reflex accelerator pedal make Cortina an effortless car to drive. But if you want the ultimate in relaxation with complete control, Cortina now offers a superb automatic transmission on both the 1298 cc and 1499 cc models. For the driver who is determined to arrive fresh and unfatigued by the rigours of modern traffic conditions, automatic transmission provides the complete answer.



CORTINA



SUPER




More powerful, more luxurious!

For people who want that extra bit of power, plus an extra touch of luxury, Cortina Super is the complete and stylish answer.

Cortina Super is recognisable by the distinctive exterior embellishments, the elegant wheel trims and the discreet badge that says 'Super'.

You can tell a Super by its power and performance—the 1499 cc engine is standard equipment. But you can spot a Super most of all by its luxurious interior. The specially styled seats are upholstered in Cirrus 200 and as an additional option on 4-door models you can specify fully reclining front seats. Deep loop-pile carpeting runs from door-to-door. All the interior trim is taste-



fully styled and Cortina Super gives you all those extra details that make the difference between comfort and luxury—features like a cigar lighter, coat hooks, a padded edge to the elegant fascia and the superb quality of all of its appointments.

CORTINA



"The wheel trims and overrides shown on this Cortina De Luxe are FoMoCo accessories, available at extra cost."

GT

**Power performance—that's
the beauty of the Cortina GT.**



The 1500 cc, 5 bearing crankshaft engine has a twin-choke carburettor and is specially tuned to make the most of its power potential. Developing 83.5 bhp (gross) at 5200 rpm, the new Cortina GT turns in a top speed of over 90 mph.

Even more impressive are its acceleration figures. 0-60 mph in only 13.8 seconds. 30-50 in top gear in a rapid 10.0 seconds.

Inside, the Cortina GT is completely equipped for comfort and performance. The fascia is fully instrumented to give you a quick and accurate check on engine conditions. The specially mounted binnacle incorporates temperature, oil pressure, ammeter and fuel gauges. And there's an easy-to-read rev. counter placed side by side with the speedometer. Behind the remote floor gearshift a stylish centre console houses an additional glove compartment and rear ashtray and serves as an armrest.

The GT bucket seats are designed to match the powerful performance. Built for firm lateral and spinal support, these thickly padded seats are meant for high-speed travelling. And the whole standard of interior finish is efficiently and dramatically stylish.



A beautiful body, a luxurious and spirited high-power performance—it all adds up to the Cortina GT, so much more Cortina.





The new Cortina offers a range of optional equipment which can be fitted to tailor your Cortina to your requirements. These are:—automatic transmission (ex. GT); 1500cc engine for De Luxe saloon; reclining front seats for four door Super and GT saloons; white sidewall tyres.

FoMoCo quality accessories are fitted in many of the illustrations in this catalogue. A wider selection is shown here. Illustrated are:—fog and long range driving lamps; wheel trim rings; seat belts; locking fuel cap; rubber inset overrides; wing mirrors; reversing lamp. See the accessory catalogue for the full range.



CORTINA

Specifications

Cortina - De Luxe Saloon, Super Saloon.

Engine (1300 cc) Four cylinder, Bore 3.1878 in. (80.97 mm), Stroke 2.48 in. (62.99 mm), Cubic capacity 79.2 cu. in. (1297.4 cc), Overhead valves, Compression ratio—9.0:1 bhp 57.5 (gross) at 5000 rpm, Torque 74.5 lb./ft. at 2500 rpm (gross), Five main bearing crankshaft.

Engine (1500 cc) (Optional on De Luxe, standard on Super): Four cylinder, Bore 3.1878 in. (80.97 mm), Stroke 2.867 in. (72.82 mm), Cubic capacity 91.5 cu. in. (1499.9 cc), Overhead valves, Compression ratio 9.0:1 bhp 65 at 4750 rpm (gross), Torque 88.5 lb./ft. at 2500 rpm (gross), Five main bearing crankshaft.

Engine lubrication High efficiency rotor type pump, Full flow replaceable element filter, Capacity of system 6.2 pints (3.52 litres), 1500 cc engine: 7.7 pints (4.39 litres) with filter.

Ignition 12 volt oil-filled ballast resistor type coil.

Fuel system Camshaft operated mechanical diaphragm pump, Electrical petrol gauge, Tank capacity 10 gallons (45.5 litres).

Cooling system Pressurized, Capacity of system 9 pints (5.13 litres), 1500 cc model: 10.5 pints (5.96 litres), For heater add 2 pints, (1.136 litres).

Transmission Clutch diaphragm type—single dry plate, Four speed gearbox with synchromesh on all forward gears, Ratios: 1st 14.615; 2nd 9.884; 3rd 5.825; 4th 4.125; reverse 16.347, 1500 cc model: 1st 13.818; 2nd 9.344; 3rd 5.507; 4th 3.900; reverse 15.456.

Body Steel integral construction, safety glass all round, Front seat belt anchorages, All doors have zero torque anti-burst locks, Air extraction vents on rear quarter pillars, Bucket front seats with 5 in. (12.7 cm) adjustment on both, Separate luggage compartment—20.9 cu. ft. (0.592 m³) capacity, Spare wheel housed in recess in nearside fender.

Rear axle Semi-floating, hypoid final drive, Axle ratio 4.125:1 (no cost option—4.44:1), 1500 cc model 3.9:1, (no cost option—4.125:1).

Front suspension Independent coil springs, Macpherson telescopic damper struts with anti-roll bar and compliance device.

Rear suspension Semi-elliptic springs with hydraulic double action telescopic shock absorbers.

Brakes Front, disc brakes 9.5 in. diameter (241.3 mm), rear self-adjusting drums 8 in. x 1.5 in. (203.2 mm x 38.1 mm).

GT: front, disc brakes 9.62 in. diameter (244.3 mm), rear self-adjusting drums 9 in. x 1.75 in. (228.6 mm x 44.4 mm).

Steering High efficiency recirculatory ball type, Ratio 15.7:1, Three spoke steering wheel, diameter 15.5 in. (39.37 cm), Turning circle 30 ft. (9.1 m).

Wheels and tyres Pressed steel with wide based rims, Tyres 5.20 x 13, 4 ply rating tubeless, 1500 cc model, 5.60 x 13, 4 ply rating tubeless.

Electrical equipment Two-brush ventilated generator, Starter motor, Single tone horn, Battery, 12 volt 38 amp. hr. at 20 hr. rate.

Instruments Two 4 in. circular instruments immediately in front of driver incorporate speedometer, odometer, fuel gauge, temperature gauge, main beam, oil pressure and ignition warning lights, Direction indicator warning lights in facia.

Controls Side and headlights controlled by toggle switch on facia, Second toggle switch below facia controls panel light, Wiper/washer, choke, ignition/starter controls, facia mounted, Single antenna switch controlling the direction indicators, main and dipped beams, horn and headlamp flasher.

General equipment Dual windscreen wipers, two sealed beam headlamps, combined direction indicator flashers and side lamps, twin tail light assemblies incorporating flashers, rear lights, brake warning lights and twin reflectors, Rear number plate illumination light, ashtray, interior rear view mirror, two sun visors, PVC upholstery, washable plastic headlining, Single tone paint finish, Provision for radio, Face level ventilation system with facia mounted louvres and demister nozzles, Heater and demister, Childproof locks on rear doors, Individual front seats and floor gear-shift.

Bright metal exterior and interior ornamentation, De Luxe badge on lower back panel, Hi-tone PVC faced rubber, cork-backed, coloured floor covering, Two ashtrays in rear compartment, Front door operated courtesy light, Aluminium scuff plates, Screen washer, Padded top facia, Full width parcel tray under facia, Glove compartment with lid.

Extra for Super 1500 cc Engine, Extra ornamentation, Black PVC covered facia, Exclusive seat trim styles, Cigar lighter, Wheel trims, Looped pile carpet, 5.60 x 13 tyres.

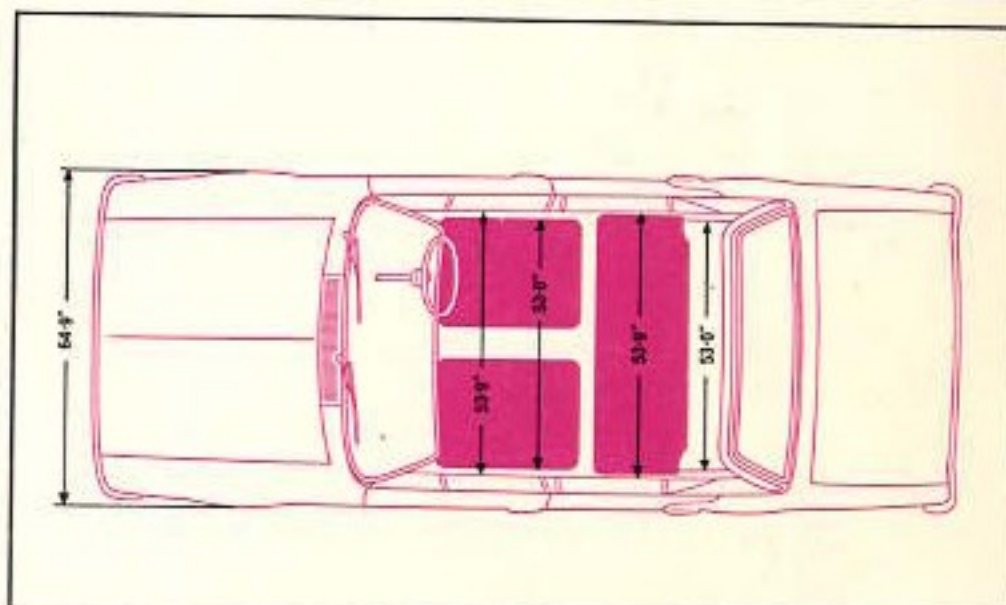
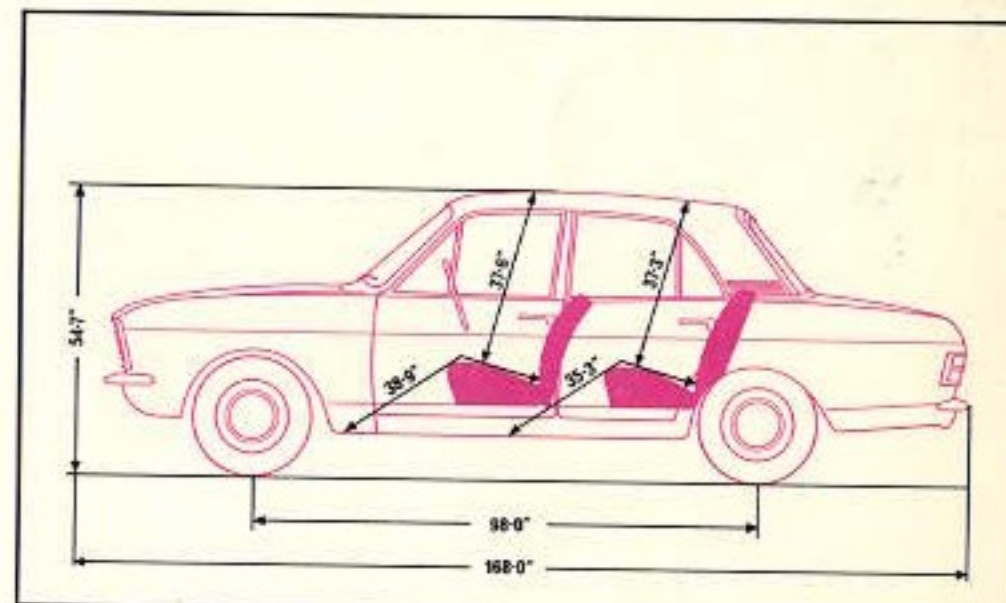
Factory fitted options (At extra cost):

De Luxe Saloon: 1500 cc engine, White sidewall tyres.

Super Saloon: White sidewall tyres.

Automatic transmission is available on all models except the G.T.

Extra for G.T. High performance, 1500 cc engine (developing 83.5 bhp at 5200 rpm; gross torque 97 lb./ft. at 3600 rpm) with compound Weber carburettor, Remote control floor gear-shift, Rear suspension fitted with two trailing links to locate axle, More powerful front disc brakes and larger rear drums (9 ins.), Super trim plus centre console incorporating glove box and ashtray, Comprehensive instrumentation including tachometer, oil pressure gauge and ammeter.



A product of Ford Motor Company Limited, Warley, England. Published by Car Advertising Department, Ford of Britain. The accessories featured on vehicles in this publication are FoMoCo accessories available from Ford Dealers at additional cost. The Ford policy is one of continuous improvement. The right to change specifications, prices and colours without notice is reserved.