

The NEW **Anglia**



ESTATE CAR

A PRODUCT OF FORD MOTOR COMPANY LIMITED, DAGENHAM, ENGLAND

THIS IS
EVERY KIND OF CAR
YOU'VE EVER WANTED!



FORD OF BRITAIN'S

possibility-packed new

ANGLIA ESTATE CAR

IT'S A SPORTS CAR

Wait! We don't mean a hold-tight-here-we-come 150 mph bombshell with room for one-and-a-half if you don't breathe heavily and a lot of laughs as long as you don't mind the weather. . . .

. . . We mean a real motor car made for sportsmen. There's room back of the luxurious passenger compartment for skis, golf bags, sleighs, saddles, fishing tackle, aqualung equipment and anything else four people need when they're in sporting mood There's power, balance and agility to carry you in style on the most ambitious safari.







A SOPHISTICATED CAR

The Anglia Estate Car is roomy, rugged and racy . . . but that's only part of its charm. . . . It belongs just as much to the night time world of bright lights, dress clothes and grand entrances as to the daytime hours of sun and fun . . . From its sparkling low, wide and handsome grille to its cleanly raked high-fashion tail, this car has chic and savoir faire. . . .



YET A TOUGH AND VERSATILE WORK CAR

Nothing in the Anglia Estate Car's taut and eager elegance suggests quite how tough and practical this car is . . . Yet with the rear seat folded down, there are 35.5 cubic feet of clear uncluttered capacity. . . With the rear seat back up there remains a fantastic capacity of 15.25 cubic feet. . . Up front, the sleek hood conceals the world-famous Anglia engine. . . The solid, finely engineered construction is made for hard usage without trouble, and the fully-opening top-hinged tailgate swings up and stays up — held by torsional counter-balance — to give complete access to the load-deck.

BUT IT'S A FAMILY CAR


The Anglia Estate Car has room for four people . . . and when we say room, we mean room for heads, hips, legs, knees, shoulders and elbows . . . room to lounge or to sit up and take notice . . . and room on the vast load deck behind the seats for mountains of luggage.

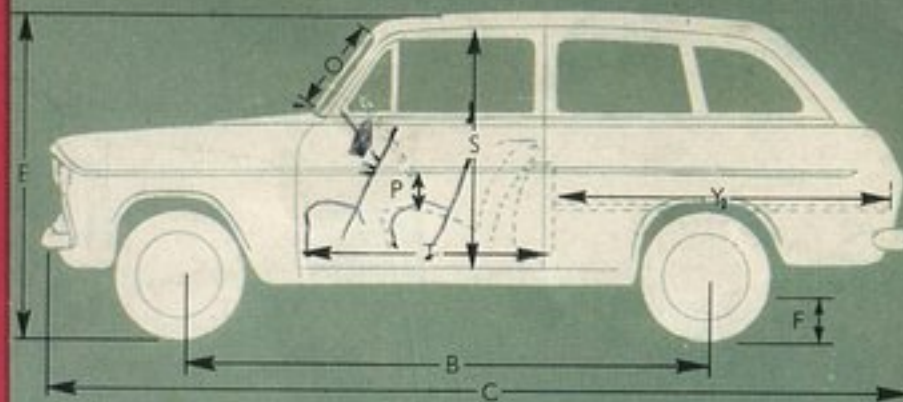

The interiors are handsome, durable and comfortable . . . This is a real family car with a wonderful holiday feel, inside and out.



A COUNTRY CAR

Long distance driving demands power, speed, comfort . . . The Anglia Estate Car has them all. . . A zippy, high-torque engine which has a very modest appetite. . . Superb suspension, with torsion anti-roll bar built in as standard equipment lend it catlike grace through tight turns and over all surfaces. . . Thoughtfully designed seating and carefully placed controls make it a joy to drive or ride . . . Add the vast carrying capacity and you have the perfect car for country days and country ways.





SPECIFICATION

ENGINE. 4-cylinder overhead valve, in line
Capacity: 996.9 cc. (60.8 cu. ins.)

Bore: 3.1875 ins. (80.96 mm.).

Stroke: 1.906 ins. (48.41 mm.).

Compression Ratio: 8.9 : 1 (7.5 : 1 option).

Maximum b.h.p.: gross/nett 41/39 at 5,000. r.p.m.

Maximum Torque: gross/nett 55/53 at 2,700 r.p.m.

Lubrication: pressure-fed main, big end, camshaft and rocker bearings. Oil pump externally mounted, driven by skew gears from camshaft. Capacity of system, 4) pints (2.56 litres).

COOLING SYSTEM. Water pump and thermostat. Two-blade (four-blade optional), 9" (22.86 cm.) diameter. Capacity of system 10.25 pints (5.812 litres).

FUEL SYSTEM. Down-draught carburettor, oil bath air cleaner, mechanical diaphragm type fuel pump, fuel tank capacity 7 gallons (31.8 litres).

TYRES. 5.60 x 13—6 ply tubeless, black sidewall.

STEERING. Recirculatory ball type, ratio 14 : 1. Two-spoke steering wheel, turning circle 32.0 ft. (9.75 m.).

ELECTRICAL SYSTEM. 12-volt, 38 amp/hour battery (51 amp/hour optional). Belt driven, voltage regulated generator. Oil-filled coil.

TRANSMISSION. Single dry plate clutch. Floor-mounted gear lever. Four forward speeds and reverse, with synchromesh on 2nd, 3rd and 4th. Helically cut constant mesh gears. Ratios: 1st 18-300, 2nd 10-648, 3rd 6-275, 4th 4-444, reverse 24-015.

Gearbox oil capacity: 1.75 pints (0.992 litres).

BRAKES. Hydraulic, internal expanding.

Front: two leading shoes. **Rear:** single leading shoe. Drum diameter 8", total brake lining area, 76.8 sq. ins. (496 sq. cms.)

Foot brake on all four wheels. Centrally-mounted floor hand-brake lever with mechanical operation of rear brakes only.

SUSPENSION.

Front: McPherson type independent coil mounted on hydraulic, double acting shock absorbers with anti-roll torsion bar.

Rear: Live rear axle located by two longitudinal asymmetrical semi-elliptic leaf springs with zinc interleaf liners. Lever-arm type shock absorbers.

CONTROLS. Panel illumination switch, light switch, combined ignition and starter control, column-mounted dip switch and combined horn and turn indicator control. Electric windshield wiper control, choke control.

INSTRUMENTS. Speedometer reading to 90 m.p.h. or 140 k.p.h. Total distance odometer reading in 1/10ths. Water temperature gauge, fuel gauge. Warning lights: Amber turn indicators; blue, main beam; red, generator; green, oil pressure.

MISCELLANEOUS EQUIPMENT.

Standard: Door arm rests, two sun visors, interior light with courtesy switches on both doors, three ash trays, lockable glove compartment, full width parcels tray.

Optional: 4-blade fan, 7.5 : 1 compression ratio, rayon cloth trim, two-tone body colour, tyres with tubes.

Optional at extra cost: laminated windshield, 51 amp/hour battery, fuel tank locking cap, sump shield, overrides, fire extinguisher, fresh air heater and demister, cold air ventilation system, L/M or S/M wave radios, tool kit, genuine leather on upholstery wearing surfaces, tyres—5.60 x 13 6-ply white sidewall, tubes or tubeless, fuel tank shield.

A	Track, front	46-00"	(116.8 cm)
	" rear	45-80"	(116.3 cm)
B	Wheelbase	90-5"	(229.9 cm)
C	Overall Length	154-25"	(391.8 cm)
D	" Width	57-34"	(145.6 cm)
E	" Height (laden)	55-52"	(141.0 cm)
F	Ground Clearance (Rear Axle)	6-40"	(16.3 cm)
G	Front Legroom, effective	44-90"	(114.0 cm)
H	Rear " "	39-50"	(100.3 cm)
I	Front Seat Headroom, effective	37-90"	(96.3 cm)
J	Rear " "	37-60"	(95.5 cm)
K	Front Hiproom	50-50"	(128.3 cm)
L	Rear " "	48-00"	(121.9 cm)
M	Rear Seat Kneeroom	8-70"	(22.1 cm)
N	Windshield Width	41-75"	(106.2 cm)
O	" Height	15-1"	(38.4 cm)
P	Steering Wheel to Cushion	6-5"	(16.5 cm)
Q	Front Cushion Height	10-55"	(26.8 cm)
R	Rear " "	13-97"	(35.5 cm)
S	Front Door Opening, Height	38-02"	(96.6 cm)
T	" " " Width	40-70"	(103.4 cm)
U	" " " Seat Adjustment	4-00"	(10.2 cm)
V	Rear Door Opening, Height	30-44"	(77.3 cm)
W	" " " Width Top	37-40"	(95.0 cm)
X	" " " " Bottom	43-90"	(111.5 cm)
Y¹	Rear Floor, length	34-20"	(86.9 cm)
Y²	" " Length	54-10"	(137.4 cm)
Z	" " Width (max.)	47-50"	(120.7 cm)
TOTAL CUBIC CAPACITY:				
	4-Seater	15.25 cu.ft.	(0.43 cu.m)
	2-Seater	35.50 cu.ft.	(1.0 cu.m)

All dimensions taken with front seats 1" forward of rearmost position

Ford policy is one of continuous improvement, the right to change specifications, colours or equipment at any time without notice is reserved.

Published by Car & Truck Export Division Ford Motor Company Ltd., Dagenham, England

