

Ford Cars

ALL MODEL CATALOGUE

JULY/AUGUST 1979



Ford

See your Ford Dealer
for a test drive

The Ford Fiesta

Advanced engineering should make a car work better without making it more complicated and expensive to maintain. Because the simpler a car is, the less it costs to own.

That's the thinking behind the Fiesta. It's a three door hatch-back with folding rear seats, a transverse engine and front wheel drive.

It combines all the best features of all small cars, in just one car; safe handling, a surprising amount of space and remarkable economy.

Fiesta has two advanced safety features built into the steering and braking systems. Negative scrub steering geometry and diagonally split dual line brakes. Together, they combine to give safe, sure braking whatever the conditions.

Fiesta has the widest track in its class, steel braced radial ply tyres, rack and pinion steering. The gearbox lives up to Ford's reputation for light, quick and precise changes, and there's a choice of engines.

There's more legroom in the Fiesta than in most other small cars, and with the back seats folded there's 42.6 cu. ft. of luggage space. (M.V.M.A. Measuring Index.)

For an advanced car, it's amazingly cheap to own, fuel consumption figures obtained from officially approved tests, under the Passenger Car Fuel Consumption Order 1977, range from 50.4 mpg for the 950 (40 BHP DIN) to 44.1 mpg for the 1300. (Both at a constant driving speed of 56 mph)* To keep ownership costs down still further, we have simplified service requirements, reducing expensive labour charges to a minimum.

You'll find a surprising amount of space under the bonnet which makes everything very accessible. The bodywork is treated with phosphate to inhibit rust, then it gets an electrocoat primer, a spray primer and 4 coats of acrylic paint for a really durable finish.

To quote Autocar, "As a piece of Ford thoroughness the Fiesta is perhaps their most impressive car yet."

*For complete fuel consumption figures see page 12.



Oh what a beautiful baby!



Fiesta

IT'S ONLY SMALL ON THE OUTSIDE

- 950 (40 BHP DIN) or 1100 (53 BHP DIN) engines
- Ford Sonic Idle carburettor for fuel economy in town driving conditions
- Diagonally split dual line braking system with front discs and self-adjusting rear drums
- Steel braced radial ply tyres
- Tailgate with twin gas struts opening from floor level
- Hazard warning flashers
- Self-adjusting clutch Electric engine fan
- Front air dam for improved straight line stability
- Printed circuit instrument wiring
- Maintenance free wheel bearings, suspension and steering
- 42.6 cu. ft. of luggage space with rear seats folded (M.V.M.A. Measuring Index)
- Driver's door mounted mirror





Fiesta

Engines

950 (40 BHP DIN) or 1100 (53 BHP DIN). Transverse mounted overhead valve engine with wedge-head combustion chambers and sonic idle carburettor.

Transmission

All in direct 4-speed synchromesh gearbox with remote shift. Self-adjusting clutch. Front wheel drive.

Suspension & Steering

Bulkhead mounted rack and pinion steering with negative scrub geometry and safety decoupling energy absorbing column. 3.4 turns lock to lock.

Front - MacPherson struts, telescopic dampers with coil springs. Rear - 5 bar link comprising trailing arms, coil springs, beam axle with Panhard rod. Telescopic dampers.

Brakes

Diagonally split, dual line system with 8.7" dia. front discs and self-adjusting 7.0" dia. rear drums. Servo assistance with 1100 engine.

Wheels & Tyres

12" x 4" pressed steel wheels with 135 SR 12 steel braced radial tyres on 950, 145 SR 12 tyres on 1100.

Lighting & Electrical

7 fuse, 12 volt negative earth system. Inertia starter. Single tone horn. Rectangular semi-sealed headlamps. Hazard warning flashers. Direction indicators. Front door courtesy switches for interior light.

Body

Wind tunnel developed, low drag coefficient all steel welded construction with rear third door with gas struts and concealed hinges. Black loured design radiator grille with drag reducing aerofol section. Black bumpers. Black driver's door mounted mirror. Integral front air dam.

Interior

Front slide mounted bucket seats with anti-tip lock. Quick action single-fold rear bench seat with automatic lock. Static seat belts. Vinyl seat trim. Passenger compartment carpet. Storage compartment under rear floor. Front passenger glove compartment and package shelf. Driver's side storage compartment. Centre face level vent. Air blending heater with 2-speed fan. Black grained fascia with satin finish instrument binnacle. Three ashtrays. Two sunvisors. Two spoke steering wheel, windscreen mounted rear view mirror. Three lever system controlling turn indicators, horn, high beam, headlamp flasher, driving lights, two speed wipers, flick wiper. Foot operated windscreen washer. Speedometer/odometer, fuel gauge, temperature gauge, warning lights for oil pressure, turn indicators, high beam and ignition. Choke control. Brake fluid level warning indicator.

The car illustrated is a Fiesta Saloon in Diamond White with red fabric trim. Options fitted (at extra cost) are fabric trim, passenger door mirror, radio, rear fog lamp and rear wash wipe.



FORD FIESTA





Fiesta L

SMALL CAR-BIG ON COMFORT & STYLE

- 950 (45 BHP DIN) or 1100 (53 BHP DIN) engine
- Reversing lamp Heated rear window
- 5 position reclining front seats and fabric trim
 - Folding rear package tray
 - Door storage bins
 - Tailgate wash/wipe.



Fiesta L

Engines

950 (45 BHP DIN) or 1100 (53 BHP DIN).

Transmission

As Fiesta.

Suspension & Steering

As Fiesta.

Brakes

As Fiesta.

Wheels & Tyres

As Fiesta but with 145 SR steel braced radial tyres.

Lighting & Electrical

As Fiesta but with tailgate wash/wipe. Reversing lamp. Heated rear window.

Body

As Fiesta but with bright waist rail. Bright driver's door mounted rear view mirror. Bright bumpers with black inserts. Black rocker panel. Bodyside coachline. L badge on rear door.

Interior

As Fiesta but with 5 position reclining front seats. 'Houndstooth' fabric seat trim. Inertia reel seat belts. Driver's and passenger's door storage bins, folding, detachable rear package tray, door trim with front and rear armrests, 3 grab handles, outboard fascia mounted rectangular air vents, full width satin finish lower fascia panel applique, dipping rear view mirror. Additional noise insulation material.

The car illustrated is a Fiesta L in Cosmos Blue with white/black 'Houndstooth' fabric trim. Options fitted (at extra cost) are metallic paint, passenger door mirror radio and rear fog lamp.



FORD FIESTA L





Fiesta S

THE SPORTY SIDE OF FIESTA

- 1100 (53 BHP DIN) or 1300 (66 BHP DIN) engines
- Sports suspension and rear anti-roll bar
- Intermittent wipe and electric wash
- Centre console with electric clock
- Tachometer 'Chevron' fabric trim
- Servo assisted brakes
- Ford push button radio Tailgate wash/wipe



Fiesta S

Engines

1100 (53 BHP DIN) or 1300 (66 BHP DIN). Automatic choke on 1300.

Transmission

As Fiesta.

Suspension & Steering

As Fiesta but with sports suspension and rear anti-roll bar. Adjustable shock absorbers and up-rated anti-roll bar on 1300 model.

Brakes

As Fiesta but with servo assistance. 'G' valve in brake line on 1300 model.

Wheels & Tyres

12"x 4 1/2" pressed steel wheels with 145 SR 12 steel braced radial tyres. 155 SR 12 tyres on 1300 model. Wheel trim rings and bright wheel bolts.

Lighting & Electrical

As Fiesta, but with Halogen headlamps. Reversing lamp. Illuminated heater controls. Instrument panel rheostat. Heated rear window. Handbrake warning light. Intermittent wipe and electric wash. Tailgate wash/wipe.

Body

As Fiesta but with black rocker panel, bodyside coachline with 'S' motif, black door handles and locks, 'S' decal on rear door, 1.3 S decal on 1300 model side and rear.

Interior

As Fiesta but with 5 position reclining front seats. Seats trimmed in 'Chevron' fabric, inertia reel seat belts, door storage bins, glove box with lid and illumination, driver's side package tray, centre console with clock, handbrake grip. Folding, detachable rear parcel shelf, door trim with front and rear armrests. 3 grab handles, outboard mounted rectangular air vents. Soft feel fascia, satin finish instrument binnacle, and heater control panel, dipping rear view mirror, cigar lighter, additional noise insulation material, 4 spoke steering wheel, sports gearshift knob. Trip recorder. Tachometer. Ford MW/LW push button radio.

The car illustrated is a Fiesta 1300 S in Venetian Red with black/grey 'Chevron' fabric trim. Options fitted (at extra cost) are head restraints, rear fog lamp, passenger door mirror and tinted glass.



FORD FIESTA 1100 S



FORD FIESTA 1300 S





Fiesta Ghia

THE LUXURY SIDE OF FIESTA

- 1100 (53 BHP DIN) or 1300 (66 BHP DIN) engines
- Tinted glass Tailgate wash/wipe
- Luxury interior trim Push button radio
- Screened glass tilting/removable sunroof
- Remote control driver's door mirror
- Head restraints

Fiesta Ghia

Engines

1100 (53 BHP DIN) or 1300 (66 BHP DIN). Automatic choke on 1300.

Transmission

As Fiesta.

Suspension & Steering

As Fiesta but with rear anti-roll bar on 1300 model.

Brakes

As Fiesta but with servo assistance. 'G' valve in brake line on 1300 model.

Wheels & Tyres

12"x 4 1/2" pressed steel wheels with 145 SR 12 steel braced radial ply tyres. 155 SR 12 tyres on 1300 model. Wheel trim rings and bright bolts.

Lighting & Electrical

As Fiesta but with 45 amp alternator. Halogen headlamps. Reversing lamp. Illuminated heater controls. Instrument panel rheostat. Heated rear window. Handbrake warning light. Intermittent wipe and electric wash. Tailgate wash/wipe.

Body

As Fiesta but with bright windshield/backlight mouldings, bright waist rail, bright door quarter window surround, bodyside protection moulding, tinted glass, bright remote control driver's door mirror, bright bumpers with vinyl inserts, overrides, black rocker panels, Ghia badge on rear door, Ghia shield on front wings. Rear door tum lock. Screened glass tilting/removable sunroof. 1.3 badge on 1300 model.

Interior

As Fiesta but with reclining seats with moulded seat backs, map pockets, and head restraints. Inertia reel seat belts. Lockable trimmed storage area under rear floor. Door storage bins. Glove box with lid and illumination, driver's side package tray, centre console with clock. Folding, detachable rear parcel shelf with carpet trim. Luxury interior with full door trims incorporating black roll-over and luxury armrests. Seat trim in luxury 'Verona and Crushed Velour' fabrics, loop pile carpet in passenger compartment. Load compartment carpet. Rear armrests. 3 grab handles. Outboard mounted rectangular air vents. Soft-feel fascia. Mahogany effect instrument binnacle, central console applique and heater panel. Vanity mirror, dipping rear view mirror, cigar lighter, additional insulation material package, Ford MW/LW push button radio. 4 spoke steering wheel. Sports gearshift knob. Handbrake grip. Trip recorder. Tachometer.

The car illustrated is a Fiesta Ghia in Oyster Gold with tan 'Verona and Crushed Velour' fabric trim.

Options fitted (at extra cost) are metallic paint, light alloy road wheels and headlamp pressure jet wash.

Note: Assist strap illustrated on rear of front seats is no longer fitted.



FORD FIESTA GHIA

FIESTA SPECIFICATION AND COLOUR & TRIM COMBINATIONS

Engine	950	950	1100	1300
Capacity cc	957	957	1117	1298
Cylinders	4 OHV	4 OHV	4 OHV	4 OHV
Compression ratio	8.3:1	9.0:1	9.0:1	9.2:1
Carburettor	Single choke	Single choke	Single choke	Twin choke
DIN PS at RPM	40 @ 5500	45 @ 6000	53 @ 5700	66 @ 5600
DIN Torque MKP	6.5	6.6	8.2	9.4

Performance (all performance figures are Ford computed)

	950 (40 BHP)	950 (45 BHP)	1100	1300
0-60 mph	16.1 secs	15.0 secs	13.7 secs	10.7 secs
30-50 mph	14.5 secs	12.6 secs	10.5 secs	9.7 secs
Maximum speed	80 mph	85 mph	90 mph	98 mph

Fuel Consumption (all figures in mpg (l/100 km) are from officially approved tests under the Passenger Car Fuel Consumption Order 1977) all with manual transmission.

Fuel	2-star	4-star	4-star	4-star
Constant speed driving (56 mph/90 kmh)	50.4 (5.8)	47.9 (5.9)	47.1 (6.0)	44.1 (6.4)
Constant speed driving (75 mph/120 kmh)	34.4 (8.2)	34.0 (8.3)	33.6 (8.4)	33.6 (8.4)
Simulated urban driving	35.8 (7.9)	34.4 (8.2)	32.1 (8.8)	31.4 (9.0)

Weights & Towing Limits (kg)

	Fiesta 950	Fiesta 1100	Fiesta L 950	Fiesta L 1100	Fiesta S 1100	Fiesta S 1300	Fiesta Ghia 1100	Fiesta Ghia 1300
Gross vehicle weight	1160	1160	1160	1160	1160	1200	1160	1200
Max. towing limit (2-up)	564	800	544	800	800	800	800	800
Max. roof rack load	75	75	75	75	75	75	75	75

Insurance Group

(As recommended by the Accident Offices Association)

1	TBA	1	2	2	3	3	4
---	-----	---	---	---	---	---	---

Colour & Trim Combinations

BODY COLOURS	Trim Colours	Vinyl Roof [†]	Trim Colours	Vinyl Roof [†]	Trim Colours
Metallic Colours*	Fiesta 950, 1100 & Ghia	(Option on Ghia only)	Fiesta L	(Option on L)	Fiesta S
Strato Silver	Chocolate Red	Tobacco Black	Black/Chocolate Black/Red	Tobacco Black	Black/Red Black/Blue
Oyster Gold	Tan Chocolate	Tobacco Tobacco	Black/Tan Black/Chocolate	Tobacco Tobacco	Black/Grey Chocolate/Orange
Apollo Green [‡]	Black Tan	Black Black	Black/White Black/Tan	Black Black	Black/Grey
Cosmos Blue	Black Tan	Black Black	Black/White Black/Tan	Black Black	Black/Grey Black/Blue
Jupiter Red	Tan Red	Black Black	Black/Tan Black/Red	Black Black	Black/Grey Black/Red
Roman Bronze [‡]	Tan Chocolate	Tobacco Tobacco	Black/Tan Black/Chocolate	Tobacco Tobacco	Black/Grey Chocolate/Orange
Signal Colours*					
Signal Yellow	Black Tan	Black Black	Black/White Black/Tan	Black Black	Black/Grey
Signal Orange	Black Chocolate	Black Tobacco	Black/White Black/Chocolate	Black Tobacco	Black/Grey Chocolate/Orange
Solid Colours					
Sierra Beige	Tan Chocolate	Tobacco Tobacco	Black/Tan Black/Chocolate	Tobacco Tobacco	Black/Red Chocolate/Orange
Diamond White	Chocolate Red	Tobacco Black	Black/Chocolate Black/Red	Tobacco Black	Black/Red Black/Blue
Venetian Red	Tan Red	Black Black	Black/Tan Black/Red	Black Black	Black/Grey Black/Red
Midnight Blue	Tan Red	Black Black	Black/Tan Black/Red	Black Black	Black/Red Black/Blue
Fjord Blue [‡]	Black Tan	Black Black	Black/White Black/Tan	Black Black	Black/Grey
Highland Green [‡]	Black Tan	Black Black	Black/White Black/Tan	Black Black	Black/Grey
Tuscan Beige**	Tan Chocolate	Tobacco Tobacco	Black/Tan Black/Chocolate	Tobacco Tobacco	Black/Grey Chocolate/Orange
Riviera Blue**	Black Tan	Black Black	Black/White Black/Tan	Black Black	Black/Grey Black/Blue
Calypso Green**	Black	Black	Black/White	Black	Black/Grey

*Metallic and Signal Colours are optional at extra cost. Note: All 950 and 1100 models ordered with metallic paint have two-coat at additional cost.

[†]Vinyl roof is optional at extra cost.

[‡]Available on 1300 models only

** Available on 950 and 1100 models only (not on 1300)

Trim (This refers to trim on seat faces. Trim on seat backs, door and side panels, and head restraints will be either vinyl or fabric according to model.)

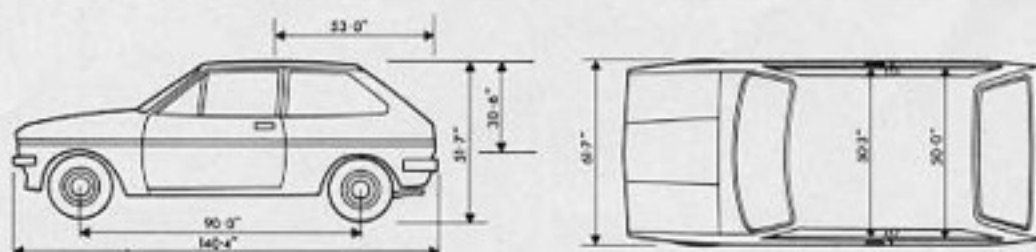
Fiesta 950 & 1100 - Vinyl standard. Beta Plus fabric optional at extra cost.

Fiesta L - Houndstooth fabric combined with Savannah fabric standard.

Fiesta S - Chevron fabric standard.

Fiesta Ghia - Verona/Crushed Velour fabric standard.

Cosoline/Tape-strips These are fitted to Fiesta L and S and will vary in colour according to the Colour and Trim combination.



The Ford Escort

It's not surprising that the Escort is Britain's best-selling small car. To begin with, it's compact. A length of just over 13 ft. lets you park in spaces many cars have to pass by, and a turning circle of 29.5 ft. makes it easy to manoeuvre.

The Escort takes long distances in its stride. You can cruise all day at motorway speeds and do over 90 mph in the 1300 Sport or Ghia – or top 100 mph in the 1600 models. You also have the acceleration you need for safe overtaking. For example, the 1300L Saloon can move from 30-50 mph in top in 11.3 seconds. It's economical too with 43.5 mpg at a steady 56 mph, 33.2 mpg at a steady 75 mph and 31.0 mpg in urban driving.*

Now with the latest improvements, the Escort is even better. All models have re-designed road wheels to give a wider track and better road holding, and in addition there are other new features.

For example, on the Escort L, there are Sports Road Wheels, a bodyside moulding, a re-designed front end with square headlamps and matt black grille, intermittent wiper, new steering wheel and 'Houndstooth' check seat trim.

The car designed for the kind of motoring you do today.

*Figures from officially approved tests under the Passenger Car Fuel Consumption Order 1977. For full details see Page 26.



Now even better value than ever



Escort Popular

ECONOMY WITH STYLE

- 1100 Economy, 1100 Standard or 1300 engine
- Dual line braking system
- Face level ventilation
- Variable control heater
- 13" wheels with 155 SR 13 radial ply tyres



Escort Popular Plus

- Plus** Two or four doors with childproof locks on rear doors
- Plus** Reversing lights
- Plus** Fabric trim
- Plus** Dipping rear view mirror
- Plus** Extensive sound insulation
- Plus** 'Popular' script on fascia
- Plus** Heated rear window

Escort Popular and Escort Popular Plus

Engines

1100 OHV Economy, 1100 OHV Standard or 1300 OHV Standard.

Transmission

4 speed manual gearbox with synchromesh on all forward gears. Remote floor mounted gearshift. Diaphragm spring clutch.

Suspension & Steering

Rack & pinion. Anti-theft lock. Turning circle 29.5 ft (9.0 m). Black two-spoke 'soft-feel' steering wheel. Front suspension: Independent with MacPherson struts and a stabilizer bar.

Rear suspension: Semi-elliptic leaf springs (with a stabilizer bar on 1300 models).

Brakes

Hydraulic dual line. Drum brakes all round on 1100 models. Front discs and rear drums on 1300 models. Floor mounted handbrake.

Wheels & Tyres

155 SR x 13 radial ply tyres on styled road wheels.

Lighting & Electrical

12 volt negative earth system. 28 amp alternator. Round semi-sealed beam headlights. Single tone horn.

Body

All steel integral construction. Safety glass all round. Two doors with anti-burst locks. Single tone paint finish with black window surrounds, black door handles and locks, black badging* black bumpers and black windscreen wipers. Driver's door mounted mirror. Separate luggage compartment, effective capacity 10.3 cu ft. (14.5 cu ft. in total). Spare wheel housed in luggage compartment. 9 gallon fuel tank. *On dark body colours, badging has bright finish.

Interior

Speedometer, odometer, fuel gauge and water temperature gauge. Warning lights for alternator, oil pressure, main beam and direction indicators. Black two-spoke steering wheel with safety collapsible convoluted can steering column. Three-lever control system for two speed windscreen wipers, electrically operated windscreen washers, horn, direction indicators, headlight flasher and dipped main beam, headlights and side lights. Choke control. Black fascia. Vinyl upholstery. Individual, slide mounted front bucket seats. Bench style rear seat. Two padded sunvisors. Rubber floor mat in boot. Passenger compartment carpet. Push button door locks and safety styled door handles and window winders. Two coat hooks. Aluminium scuff plates.

Aeroflow face level ventilation with eye ball vents and air extraction. Two-speed heater/demister with illuminated controls.

Front and rear ashtrays. Full width padded front parcel tray. Interior light. Interior bonnet release. Interior rear view mirror.

Static seat belts to driver's and front passenger's seats. (Inertia reel belts are available at extra cost.)

Escort Popular Plus

The Popular Plus has the following features in addition to those listed above:—

Two or Four doors (with childproof rear door locks). Reversing lights. Fabric trim. Dipping rear view mirror. Extensive sound insulation. Popular plus script on fascia. Heated rear window. Double bodyside coachline. 35 amp alternator.

The cars illustrated are:

1. Popular in 'Sierra Beige' with Chocolate Vinyl trim. Option fitted (at extra cost) is heated rear window.
2. Popular Plus (4 door) in Riviera Blue with Tan 'Beta Plus' fabric trim.



Ford Escort Popular - Disabled driver's car

To cater for the needs of the majority of disabled drivers, an Escort Popular 1300, 2 door automatic, is available through Ford Main Dealers.

The specification has been developed to meet the particular requirements of disabled drivers following discussions with the organisations concerned. These important safety and convenience features are standard:

Automatic transmission with 1300cc engine. Front disc brakes. Heated rear window. Hazard warning flashers. Reversing lights. Inertia reel seat belts. Laminated windscreen. Remote control driver's door mirror. Extended seat slide for the driver. Reclining front seats. Ask your Ford Main Dealer for full details of this special vehicle for disabled drivers together with the concessionary price, priority service scheme and extended financing terms available through Ford Motor Credit Company Limited.



FORD ESCORT POPULAR

FORD ESCORT POPULAR PLUS,
2 DOOR

FORD ESCORT POPULAR PLUS,
4 DOOR





Escort L

THE ESCORT WITH A LOT EXTRA

- 1100 Economy, 1100 Standard or 1300 engine
- Dual line braking system with front disc brakes
 - Silver painted sports road wheels
 - Reclining front seats Square headlights
- Reversing lights 'Houndstooth' fabric trim
- Two or four doors



Escort L

Engines

1100 OHV Economy, 1100 OHV Standard or 1300 OHV Standard.

Transmission

4 speed manual gearbox with synchromesh on all forward gears. Remote floor mounted gearshift. Diaphragm spring clutch.

Suspension & Steering

Rack & pinion. Anti-theft lock. Turning circle 29.5ft (9.0 m). Black two-spoke 'soft feel' steering wheel.

Front suspension: Independent with MacPherson struts and a stabilizer bar.

Rear suspension: Semi-elliptic leaf springs (with a stabilizer bar on 1300 models).

Brakes

Hydraulic dual line. Front discs and rear drums. Floor mounted handbrake.

Wheels & Tyres

155 SR x 13 radial ply tyres on 13" silver painted sports road wheels.

Lighting & Electrical

12 volt negative earth system. 35 amp alternator. Square semi-sealed beam headlights. Single tone horn. Reversing lights. Hazard warning flashers. Heated rear window.

Body

All steel integral construction. Safety glass all round. Two or four doors with anti-burst locks. Childproof locks on rear doors. Single tone paint finish. Separate luggage compartment, effective capacity 10.3 cu. ft. (14.5 cu. ft. in total). Spare wheel housed in luggage compartment. 9 gallon fuel tank. Bright door frame and window mouldings, badging and door handles. Bright driver's door mounted mirror. Bodyside moulding. Black painted rocker panels. Bright bumpers. Black windscreen wipers.

Interior

Speedometer, odometer, fuel gauge and water temperature gauge. Warning lights for alternator, oil pressure, main beam and direction indicators. Black two-spoke 'soft feel' steering wheel with safety collapsible convoluted can steering column. Three lever control system for two speed windscreen wipers, electrically operated windscreen washers, horn, direction indicators, headlight flasher and dipped main beam, headlights and side lights. Intermittent wipe. Ignition/steering column lock. Choke control.

Black fascia. Houndstooth fabric trim. Reclining front seats. Bench style rear seat. Passenger compartment carpet. Rubber floor matting in boot. Push button door locks and safety styled door handles and window winders. Grab handles/coat hooks. Aluminium ribbed scuff plates. Extensive sound insulation. Aeroflow face level ventilation with eye ball vents and air extraction. Two speed heater/demister with illuminated controls.

Front and rear ashtrays. Full width padded front parcel tray. Two padded sunvisors. Interior light. Interior bonnet release. Dipping rear view mirror.

Inertia reel seat belts to driver's and front passenger's seats.

The car illustrated is an Escort L 2 door in Venetian Red with Red/Black Houndstooth fabric trim. Option fitted (at extra cost) is passenger door mirror.



FORD ESCORT L, 2 DOOR



FORD ESCORT L, 4 DOOR





Escort GL

VALUE FOR MONEY ECONOMY WITH LUXURY

- Dual line braking system with front disc brakes
- 1300 engine Square halogen headlights
- Centre console incorporating clock
 - Heated rear window
- Intermittent windscreen wiper control
- Ford push button radio



Escort GL

Engines

1300 OHV Standard

Transmission

As Escort L.

Suspension & Steering

As Escort L.

Brakes

As Escort L.

Wheels & Tyres

155 SR 13 radial ply tyres on 13" sports road wheels.

Lighting & Electrical

As Escort L but with square Halogen headlights.

Body

As Escort L but with protective bumper inserts. Boot lid moulding.

Interior

As Escort L but with 'Diamond' fabric trim. Fully trimmed doors and quarter panels. Soft feel fascia trim. Armrests. Additional sound insulation. Luggage compartment light. Vanity mirror on passenger's sunvisor. Centre console incorporating quartz clock. Illuminated cigar lighter. Bright gear lever. Ford push button MW/LW radio.

The car illustrated is an Escort GL 4 door in Roman Bronze with Tan 'Diamond' fabric trim. Options fitted (at extra cost) are rear fog lamp, metallic paint, rear seat belts and head restraints.



FORD ESCORT GL, 2 DOOR



FORD ESCORT GL, 4 DOOR



Escort Sport

Engines

1300 or 1600 OHV engine with twin venturi carburettor, four branch exhaust manifold, close ratio gear box, high lift camshaft and larger valves. Automatic choke on 1600 engine.

Transmission

As Escort L.

Suspension & Steering

As Escort L but with uprated springs and sports steering wheel.

Brakes

As Escort L but with servo assistance.

Wheels & Tyres

175 SR 70 x 13 radial ply tyres on 13" sports road wheels.

Lighting & Electrical

As Escort L but with round Halogen headlights and two Halogen auxiliary driving lamps.

Body

As Escort L (two door only) but with:
Front quarter bumpers and rear bumpers finished in black.
Bodyside and bonnet top coachline treatment with "Sport" script.
Black finished window surround. Black badges. Black drip rail.
Black door handles. Front and rear overriders.
Two door mounted rear view mirrors.

Interior

As Escort L but with:
Tachometer. Trip recorder. Reclining front seats with head restraints. "Chevron" fabric trim.
Ford push button MW/LW radio.

The car illustrated is an Escort Sport in Signal Orange, with Chocolate/Orange Chevron fabric trim. Options fitted (at extra cost) are signal paint and rear fog lamp.



Escort Sport

VALUE FOR MONEY PERFORMANCE

- 1300 or 1600 GT engines
- Halogen headlights with auxiliary driving lamps
- Sports road wheels with 175 SR 70 x 13 radial ply tyres
 - Sports steering wheel
- Two door mounted rear view mirrors
- Head restraints on front seats Ford push button radio



FORD ESCORT SPORT





Escort Ghia

SUPER STYLISH VALUE FOR MONEY

- All-round tinted glass
- Black or Tobacco vinyl roof
- Sports road wheels with bright rim embellishers
- Special luxurious interior trim
- 1300 or 1600 engines
- Remote control driver's door mirror



Escort Ghia

Engines

1300 or 1600 OHV engine with twin venturi carburettor, four branch exhaust manifold, close ratio gear box, high lift camshaft and larger valves. Automatic choke on 1600 engine.

Transmission

As Escort L.

Suspension & Steering

As Escort L.

Brakes

As Escort L but with servo assistance.

Wheels & Tyres

As Escort L but with bright rim embellishers.

Lighting & Electrical

As Escort L but with square Halogen headlights. Dual tone horn.

Body

As Escort L (1600 available with 4 doors only) but with: Bright grille surround. Protective bumper inserts with overriders. Black or Tobacco vinyl roof. Boot lid moulding. Bright exhaust trim. Black window surrounds with bright mouldings. Ghia badging. All round tinted glass. Remote control driver's door mounted rear view mirror.

Interior

As Escort L but with: Tachometer. Trip recorder. Chrome gearshift lever. Colour keyed cut pile carpet in the passenger compartment, loop pile carpet on foot of doors. Luggage compartment carpet. Luxurious seats covered in 'Crushed Velour/Verona' fabric. Seat valances. Head restraints on front seats. Armrests. Real wood veneer on fascia. Soft feel rimmed steering wheel. Extensive sound insulation. Ghia badging. Luggage compartment light. Vanity mirror on passenger's sunvisor. Centre console incorporating quartz clock. Illuminated cigar lighter. Glove box. Ford push button MWLW radio.

The car illustrated is an Escort Ghia 4 door in Strato Silver with Tobacco vinyl roof and Chocolate 'Verona and Crushed Velour' fabric trim. Options fitted (at extra cost) are metallic paint, alloy road wheels with 175SR tyres, passenger door mirror and automatic transmission.



FORD ESCORT GHIA, 2 DOOR

FORD ESCORT GHIA, 4 DOOR



Escort Estate Cars

MADE FOR WORKING—IN COMFORT

- 54.1 cu.ft. loading capacity as a two seater
- 30.7 cu.ft. loading capacity as a five seater
- Spare wheel housed to the side of the load platform
 - Counter balanced, top hinged tailgate
 - 61.6 in. maximum loadspace floor length
 - Door mounted rear view mirror
 - Radial ply tyres



Escort Estate Car

Engines

1100 OHV Economy, 1100 OHV Standard or 1300 OHV Standard.

Transmission

As Escort Popular.

Suspension & Steering

As Escort Popular.

Brakes

Hydraulic dual line. Drum brakes all round on 1100 models. Front disc and rear drums with all round servo assistance on 1300 models. Floor mounted handbrake.

Wheels & Tyres

As Escort Popular.

Lighting & Electrical

As Escort Popular.

Body

All steel integral construction with safety glass all round. Two doors with top hinged, counter balanced tailgate. Single tone paint finish. Bright bumpers. Anti-burst door locks. Loading capacity as a two seater is 54.1 cu.ft., and as a five seater 30.7 cu.ft. The loadspace floor minimum width is 39 in., minimum height is 29.5 in. and, with the rear seat folded, the loadspace floor length is 61.6 in. Spare wheel housed to the side of the load platform, 8 gallon fuel tank.

Interior

As Escort Popular, but with:
 Folding rear seat squab with locking device.
 Additional sound insulating material. Body colour painted load compartment floor.
 Static seat belts to driver's and front passenger's seats.
 Inertia reel seat belts are available as an option at extra cost.

The car illustrated is an Escort L Estate Car in Diamond White with Red/Black "Houndstooth" fabric trim. Options fitted (at extra cost) are tailgate wash/wipe and radio. Rear fog lamp illustrated is no longer available.



FORD ESCORT ESTATE CAR



FORD ESCORT L ESTATE CAR



FORD ESCORT GL ESTATE CAR

Escort L Estate Car

Engines

1300 OHV.

Transmission

As Escort Estate.

Suspension & Steering

As Escort Estate.

Brakes

As Escort Estate.

Wheels & Tyres

155 SR 13 radial ply tyres on 13" silver painted sports road wheels.

Lighting & Electrical

As Escort Estate but with reversing lamp, hazard warning flashers, heated rear window, 35 amp alternator, square semi-sealed beam headlights.

Body

As Escort Estate but with:
 Double bodyside coachline, black painted rocker panel, bright window mouldings.

Interior

As Escort Estate Car, but with:
 "Houndstooth" fabric trim.
 Reclining front seats, grab handles/coat hooks, additional sound insulation material, intermittent wipe.
 Load area light, dipping rear view mirror.
 Inertia reel seat belts to driver's and front passenger's seats.

Escort GL Estate Car

Engines

1300 OHV.

Transmission

As Escort Estate.

Suspension & Steering

As Escort Estate.

Brakes

As Escort Estate.

Wheels & Tyres

155 SR 13 radial ply tyres on 13" sports road wheels.

Lighting & Electrical

As Escort Estate but with:
 Square Halogen headlights, reversing lamp, hazard warning flashers, heated rear window, tailgate wash/wipe, 35 amp alternator.

Body

As Escort Estate but with:
 Bodyside coachline, bright window mouldings, protective bumper inserts, black painted rocker panel, black panel on tailgate.

Interior

As Escort Estate Car, but with:
 "Diamond" fabric trim.
 Loop pile carpet behind the rear seat, reclining front seats, unique trim style on seats with added comfort, grab handles/coat hooks, vanity mirror on passenger's sunvisor, additional sound insulation material.
 Load area light.
 Intermittent windscreen wiper control, centre console incorporating quartz clock, chrome gearshift lever, illuminated cigar lighter, dipping rear view mirror.
 Ford push button MW/LW radio.
 Inertia reel seat belt to driver's and front passenger's seats.

*Note:
 Escort L & GL Estate Cars are now fitted with a single centrally mounted reversing lamp instead of the two lamps illustrated. Rear fog lamp option, no longer available.*

ESCORT SPECIFICATION AND COLOUR & TRIM COMBINATIONS

Engine	1100 Economy	1100 Standard	1300 Standard	1300	1600
Capacity cc	1098	1098	1298	1298	1599
Cylinders	4 OHV	4 OHV	4 OHV	4 OHV	4 OHV
Compression ratio	9.0:1	9.0:1	9.2:1	9.2:1	9.0:1
Carburettor	Single choke	Single choke	Single choke	Twin choke	Twin choke
DIN PS at RPM	43.5 @ 5700	51.7 @ 6000	61.2 @ 6000	74.8 @ 6000	87 @ 6000
DIN Torque MKP	7.15 @ 3000	7.6 @ 3000	9.4 @ 3000	10 @ 4500	12.8 @ 3600

Performance (all performance figures are Ford computed with manual transmission)

				Sport	Ghia	Sport	Ghia
0-60 mph	21.5 secs	18.5 secs	14.7 secs	12.0 secs	12.3 secs	10.1 secs	10.3 secs
30-50 mph	16.3 secs	14.0 secs	11.3 secs	11.0 secs	11.1 secs	9.7 secs	9.8 secs
Maximum speed	79 mph	83 mph	91 mph	97 mph	97 mph	103 mph	103 mph

Fuel Consumption (all figures in mpg (L/100 km) are from officially approved tests under the Passenger Car Fuel Consumption Order 1977). All with manual transmission. All Escorts use 4-star fuel

	Saloon	Estate	Saloon	Estate	Saloon	Estate	Sport/Ghia	Sport/Ghia
Constant speed driving (56 mph/90 kmh)	44.8 (6.3)	44.8 (6.3)	43.5 (6.5)	44.1 (6.4)	43.5 (6.5)	42.8 (6.6)	42.8 (6.6)	42.8 (6.6)
Constant speed driving (75 mph/120 kmh)	NA	NA	28.8 (9.8)	30.1 (9.4)	33.2 (8.5)	32.5 (8.7)	30.1 (9.4)	32.1 (8.8)
Simulated urban driving	32.5 (8.7)	30.4 (9.3)	30.7 (9.2)	30.1 (9.4)	31.0 (9.1)	31.4 (9.0)	31.7 (8.9)	28.3 (10.0)

Weights & Towing Limits (kg)

(Manual transmission)

						Sport	Ghia	Sport	Ghia
Gross vehicle weight	1320	1350	1320	1360	1325	1360	1325	1325	1350
Max. towing limit (2-up)	570	500	650	640	858	880	860	810	1060
Max. roof rack load	75	75	75	75	75	75	75	75	75

Insurance Group

(as recommended by the Accident Offices Association)

1*-2	2	2	4	4	5	5
(*Popular only)						

Colour & Trim Combinations

BODY COLOURS	Trim Colours	Vinyl Roof†	Trim Colours	Vinyl Roof†	BODY COLOURS	Trim Colours	Vinyl Roof†	Trim Colours	Vinyl Roof†
Metallic Colours*	All models except Escort Sport	Optional on L & GL, Standard on Ghia	Escort Sport	Optional on Sport	Solid Colours	All models except Escort Sport	Optional on L & GL, Standard on Ghia	Escort Sport	Optional on Sport
Strato Silver	Chocolate Red	Tobacco Black	Black/Red Black/Blue	Black Black	Sierra Beige	Tan Chocolate	Tobacco Tobacco	Black/Red Chocolate/Orange	Black Tobacco
Oyster Gold	Tan Chocolate	Tobacco Tobacco	Black/Grey Chocolate/Orange	Black Tobacco	Diamond White	Chocolate Red	Tobacco Black	Black/Red Black/Blue	Black Black
Cosmos Blue	Black Tan	Black Black	Black/Grey Black/Blue	Black Black	Tuscan Beige	Tan Chocolate	Tobacco Tobacco	Black/Grey Chocolate/Orange	Black Tobacco
Jupiter Red	Tan Red	Black Black	Black/Grey Black/Red	Black Black	Venetian Red	Tan Red	Black Black	Black/Grey Black/Red	Black Black
Roman Bronze‡	Tan Chocolate	Tobacco Tobacco	Black/Grey Chocolate/Orange	Black Tobacco	Riviera Blue	Black Tan	Black Black	Black/Grey Black/Blue	Black Black
Signal Colours*					Midnight Blue	Tan Red	Black Black	Black/Red Black/Blue	Black Black
Signal Yellow	Black Tan	Black Black	Black/Grey	Black	Calypso Green	Black	Black	Black/Grey	Black
Signal Orange	Black Chocolate	Black Tobacco	Black/Grey Chocolate/Orange	Black Tobacco					

*Metallic and Signal Colours are optional at extra cost.

†Vinyl roof is optional at extra cost.

‡Roman Bronze is not available on Escort Ghia.

Trim (This refers to trim on seat faces. Trim on seat backs, door and side panels, and head restraints will be either vinyl or fabric according to model.)

Popular and Escort Estate Car - Vinyl standard, Beta Plus fabric optional at extra cost.

Popular Plus - Beta Plus fabric standard.

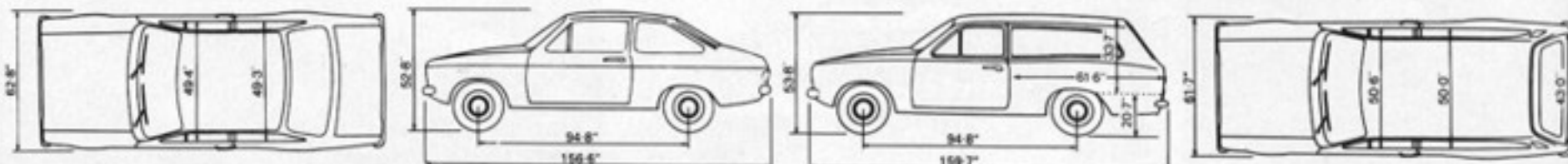
Escort L - Houndstooth fabric standard.

Escort GL - Diamond fabric standard.

Escort Sport - Chevron fabric standard.

Escort Ghia - Verona/Crushed Velour fabric standard.

Coachline/Tape-strips These are fitted to Popular Plus, Escort L & GL Estates, and Escort Sport and will vary in colour according to the Colour and Trim combination chosen.





The Ford Cortina

When a car is as well engineered as the Cortina, you can feel it as soon as you take the wheel. You can feel it in the way the car rides and holds the road – smoothly and firmly. Reliable, economical engines. Precise steering control. Safe reliable handling with variable rate rear coil springs. Swift gear change. Fast response to whatever demands you make on the car.

The Cortina range offers a choice of five Saloons and four Estate Cars. All the models have

carpet, driver's door mirror (remote control on Cortina Ghia), hazard warning flashers, servo-assisted front disc brakes and an improved ventilation system.

The famous engineering skill of Ford and all these standard features go together to make the Ford Cortina one of the most practical and luxurious cars in Europe – A car that's built to last.

Cortina Saloon and Cortina L

WELL EQUIPPED AND BUILT TO LAST

- 1300 Economy or 1600 OHC Economy, 1300 Standard or 1600 OHC Standard engines
- Servo assisted front disc brakes Heated rear window
- Reversing lights Radial ply tyres Fabric trim and reclining front seats on Cortina L.



Cortina Saloon

Engines

1300 Economy, 1300 Standard, 1600 OHC Economy, or 1600 OHC Standard.

Transmission

4 speed manual gearbox with synchromesh on all forward gears. Remote floor mounted gearshift. Diaphragm spring clutch.

Suspension & Steering

Rack and pinion. Anti-theft lock. Turning circle 32.5 ft (9.8m). Black two spoke Soft-feel steering wheel. Front suspension: Independent. Short and long arms with coil springs and anti-roll bar. Telescopic shock absorbers. Rear suspension: Four bar link. Variable rate coil springs and anti-roll bar. Telescopic shock absorbers.

Brakes

Hydraulic dual line. Vacuum servo-assisted, self adjusting 9.75 in front discs and 8 in rear drums. Floor mounted handbrake.

Wheels & Tyres

165 SR x 13 radial ply tyres on styled wheels with 4 in rims.

Lighting & Electrical

12 volt negative earth system. 35 amp alternator. Rectangular headlamps. Heated rear window. Hazard warning flashers. Single tone horn. Reversing lamps.

Body

All steel welded integral construction with safety glass all round. Zone-toughened windscreen. Two or four door on 1300 models. Four doors only on 1600 models. Black radiator grille, drip rail, rocker panels and windscreen wipers. Anti-burst door locks. Child-proof locks on rear doors. Chrome bumpers. Driver's door mirror. Luggage compartment effective capacity 11.8 cu. ft. Spare wheel housed inside luggage compartment. 11.9 gallon fuel tank.

Interior

Vinyl trimmed individual front bucket seats with adjustment for forward and backward movement. Bench rear seat. Black carpet in passenger compartment. Boot mat. Heater and demister with variable speed fan. Eye-ball face level vents and aeroflow ventilation. Glove box. Front grab handle and two rear coat hooks. Black grained fascia finish. Black rubber hand brake and gearshift gaiters. Two sunvisors. Rear package tray. Dipping rear view mirror. Front door operated courtesy light. Speedometer. Odometer. Fuel gauge and water temperature gauge. Instrument illumination control. Warning lights for hazard flashers, alternator, oil pressure, main beam and direction indicators. Brake fluid level warning indicator. Three lever controls with electric screen wash and two-speed wipers. Cigar lighter. Choke control. Inertia reel seat belts to driver's and front passenger's seats.

Cortina L

Engines

As Cortina Saloon

Transmission

As Cortina Saloon

Suspension & Steering

As Cortina Saloon

Brakes

As Cortina Saloon

Wheels & Tyres

As Cortina Saloon

Lighting & Electrical

As Cortina Saloon but with: 45 A/H alternator. Halogen headlamps.

Body

As Cortina Saloon but with: Bright weatherstrip inserts. Bright drip rail cappings. Bright window mouldings. Opening rear quarter vents (2 door only). Bodyside coachline. Protective bumper inserts.

Interior

As Cortina Saloon but with: Fabric trimmed seats. Colour keyed carpet. Reclining front seats with valances. Locking glove box with light. Two rear grab handles with coat hooks. Black trinket tray. Vanity mirror. Perforated headlining. Additional sound insulation.

The cars illustrated are **Exteriors:** (1) Cortina Saloon, 2 Door in "Cosmos" Blue with Black fabric trim. Options fitted (at extra cost) are rear fog lamp, fabric trim and metallic paint. (2) Cortina L Saloon, 4 Door in Signal Yellow with Black fabric trim. Options fitted (at extra cost) are Signal paint, sports road wheels, radio and rear fog lamp.
Interior: Cortina L Saloon, 4 Door in Signal Yellow with Black fabric trim. Options fitted (at extra cost) are Signal paint and radio.

Note: Bright grille surround (as illustrated) is no longer fitted to Cortina and Cortina L.



FORD CORTINA SALOON, 2 DOOR



FORD CORTINA L, 2 DOOR



FORD CORTINA SALOON, 4 DOOR



FORD CORTINA L, 4 DOOR





Cortina GL

ELEGANCE IN A CAR THAT'S BUILT TO LAST

- 1600 OHC, 2000 OHC, or 2.3 litre V6 engines
- Sports road wheels Halogen headlamps
- Ford push button radio Intermittent wipe control
- Reclining front seats with premium fabric trim



2.3 LITRE V6 ENGINE

Cortina GL

Engines

1600 OHC standard or 2000 OHC with twin venturi carburettor and automatic choke, or 2.3 litre V6 with twin venturi carburettor and automatic choke.

Transmission

As Cortina Saloon.

Suspension & Steering

As Cortina Saloon but with: Power assisted steering with 2.3 litre V6.

Brakes

As Cortina Saloon but with 9" rear drums with 2000 and 2.3 litre engines.

Wheels & Tyres

Sports road wheels with 165 SR x 13 radial ply tyres on 5 1/2" rims.

Lighting & Electrical

As Cortina Saloon but with: 45 A/H alternator. Halogen headlamps.

Body

As Cortina Saloon but available as 4 Door model only and with: Bright weatherstrip inserts. Bright drip rail cappings. Bright window mouldings. Bright belt mouldings. Black grille below bumper. Bodyside moulding. Protective bumper inserts.

Interior

As Cortina Saloon but with: 'Diamond' fabric trimmed seats, reclining front seats with valances. Colour keyed carpet. Contoured rear seats with centre armrest. Wood veneer instrument surround with black trim. Quartz clock. Black, four spoke, Soft-feel steering wheel. Door map pockets. Intermittent wipe control. Vinyl trimmed rear package tray. Trip recorder. Locking glove box with light. Two rear grab handles with coat hooks. Trinket tray. Vanity mirror. Additional sound insulation. Perforated headlining. Ford push button radio.

The cars illustrated are: **Exterior:** Cortina GL, 4 Door, in Diamond White with 'Diamond' fabric trim. Options fitted (at extra cost) are rear fog lamp and vinyl roof.

Interior: Cortina GL, 4 Door, in Jupiter Red with Tan 'Diamond' fabric trim. Option fitted (at extra cost) is metallic paint.

Note: Bright grille surround (as illustrated) is no longer fitted to Cortina GL.



FORD CORTINA GL



Cortina S

Engines

2000 OHC or 2.3 litre V6, both with twin venturi carburettor and automatic choke.

Transmission

As Cortina Saloon.

Suspension & Steering

As Cortina Saloon but with updated specification and gas shock absorbers. Power assisted steering on 2.3 litre V6.

Brakes

As Cortina Saloon but with 9" rear drums.

Wheels & Tyres

Sports road wheels with bright rim embellishers and 185-70 SR x 13 low profile radial ply tyres on 5½" rims.

Lighting & Electrical

As Cortina Saloon but with 45 A/H alternator. Halogen headlamps. Two 5½" black finish driving lamps.

Body

As Cortina Saloon but available as 4 Door model only and with: Coachline with 'S' decal. All black grille. Black bumpers with protective inserts. Overriders. Black door handles. Black driver's door mirror. Black window mouldings. Black painted back panel. Black vinyl centre door pillar. Black grille below bumper.

Interior

As Cortina Saloon but with: 'Chevron' fabric trimmed seats. Reclining front seats with valances. Head restraints. Wood veneer instrument surround with black trim. Tachometer. Trip recorder. Door map pockets. Black console with clock. Intermittent wiper control. Black four-spoke Soft-feel steering wheel. Locking glove box with light. Two rear grab handles with coat hooks. PVC gearshift gaiter. Perforated headlining. Ford push button radio. Vanity mirror. Additional sound insulation.

The cars illustrated are: **Exterior:** Cortina S 4 Door in Strato Silver with 'Chevron' fabric trim. Options fitted (at extra cost) are metallic paint, rear fog lamp, headlamp wash, vinyl roof, sliding roof and remote control driver's door mounted mirror. **Interior:** Cortina S 4 Door in Signal Yellow with 'Chevron' fabric trim. Signal paint is an option (at extra cost).

Cortina S

PERFORMANCE IN A CAR THAT'S BUILT TO LAST

- 2000 OHC, or 2.3 litre V6 engines
- Twin 5½" Halogen driving lamps
- 185-70 SR13 low profile tyres on 5½" rim sports road wheels
- Upated suspension and gas shock absorbers
 - Head restraints
 - Ford push button radio



FORD CORTINA S





Cortina Ghia

Engines

2000 OHC or 1600 OHC or 2.3 litre V6, all with twin venturi carburettor and automatic choke.

Transmission

As Cortina Saloon

Suspension & Steering

As Cortina Saloon but with gas-filled shock absorbers. Power assisted steering on 2.3 litre V6.

Brakes

As Cortina Saloon but with 9" rear drums.

Wheels & Tyres

Sports road wheels with bright rim embellishers and 185-70 SR x 13 low profile radial ply tyres on 5½" rims.

Lighting & Electrical

As Cortina Saloon but with 45 A/H alternator. Halogen headlamps. Dual tone horn.

Body

As Cortina Saloon but available as 4 Door model only and with: Vinyl roof. Tinted glass. Overriders. Bright weatherstrip inserts. Bright drip rail cappings, black/bright window mouldings. Bright belt mouldings. Wide bodyside moulding, exhaust trim. Black grille below bumper. Remote control door mirror. Chrome grille surround. Protective bumper inserts. Ghia badging.

Interior

As Cortina Saloon but with: Reclining seats with valances, seat trim in 'crushed velour' with 'verona' inserts and vinyl backs. Rear map pockets. Fabric door trims with carpeted lower section. Shag pile carpet. Door map pockets. Wood veneer fascia trim. Wood veneer door cappings. Front centre armrest. Head restraints. Black console unit including clock. Ford push button radio. Black boot carpet. Rear courtesy light with rear door courtesy light switches. Boot light. Contoured rear seats with centre armrest. Perforated headlining. Vinyl trimmed package tray. Vinyl gearshift and handbrake gaiters. Locking glove box with light. Vanity mirror. Two rear grab handles with coat hooks. Tachometer. Intermittent wipe control.

The cars illustrated are: **Exterior:** Cortina Ghia, 4 Door, in Jupiter Red with Black vinyl roof and Tan 'Verona and Crushed Velour' fabric trim. Options fitted (at extra cost) are metallic paint, rear fog lamp, sliding roof, automatic transmission and headlamp wash. **Interior:** Cortina Ghia, 4 Door, in Roman Bronze with Tan 'Verona and Crushed Velour' fabric trim. Options fitted (at extra cost) are metallic paint and automatic transmission.

Cortina Ghia

LUXURY IN A CAR THAT'S BUILT TO LAST

- All round tinted glass Luxury interior trim
 - Ford push button radio Vinyl roof
 - Reclining front seats with head restraints
 - Contoured rear seats with centre armrest



FORD CORTINA GHIA

Cortina Estate Cars

SOME OF THE COUNTRY'S BEST PLANNED ESTATES

- Top hinged counter balanced tailgate
- Four doors with childproof locks on rear doors
- Radial ply tyres Heated rear window
- Servo assisted front disc brakes
- Tailgate wash-wipe on L, GL and Ghia models



Cortina Estate Car

Engine

1600 OHC Economy or 1600 OHC Standard.

Transmission

As Cortina Saloon.

Suspension & Steering

As Cortina Saloon.

Brakes

As Cortina Saloon.

Wheels & Tyres

As Cortina Saloon.

Lighting & Electrical

As Cortina Saloon

Body

All steel welded integral construction with safety glass all round and zone toughened windscreen. 4 Doors plus counter balanced tailgate with lock. Loading capacity as two seater 64.0 cu. ft. As five seater 34.0 cu. ft. Loadspace floor minimum width 44.3 ins. Minimum height 24.1 ins with rear seat folded down, load space floor length is 74.0 ins. Black detailing on exterior, including black grille, rocker panels and windscreen wipers. Chrome bumpers. Driver's door mirror. Anti-burst door locks and childproof locks on rear doors. Spare wheel under load platform. 11.9 gallon fuel tank.

Interior

As Cortina Saloon but with load compartment light with tailgate operated switch. Folding rear seat and painted load compartment floor.

Cortina L Estate Car

Engine

1600 OHC Economy or 1600 OHC Standard.

Transmission

As Cortina Saloon.

Suspension & Steering

As Cortina Saloon.

Brakes

As Cortina Saloon.

Wheels & Tyres

As Cortina Saloon.

Lighting & Electrical

As Cortina Saloon but with 45 A/H alternator. Halogen headlamps. Tailgate wash/wipe.

Body

As Cortina Estate but with bright weatherstrip inserts, Bright drip rail cappings, bright window mouldings. Black grille below bumper. Bodyside coachline. Protective bumper inserts.

Interior

As Cortina Saloon but with load compartment light with tailgate operated switch. Black loadspace carpet and folding rear seat. Colour keyed carpet in passenger compartment. Reclining front seats with valances. Fabric trimmed seats. Locking glove box with light. Two rear grab handles with coat hooks. Black trinket tray. Vanity mirror. Perforated headlining. Additional sound insulation.

Cortina GL Estate Car

Engine

1600 OHC Standard or 2000 OHC with twin venturi carburettor and automatic choke or 2.3 litre V6 with twin choke carburettor and automatic choke.

Transmission

As Cortina Saloon

Suspension & Steering

As Cortina Saloon but with: Power assisted steering on 2.3 litre V6.

Brakes

As Cortina Saloon but with 9" rear drums with 2000 & 2.3 litre engines.

Wheels & Tyres

Sports road wheels with 165 SR x 13 radial ply tyres on 5½" rims.

Lighting & Electrical

As Cortina Saloon but with: 45 A/H alternator. Halogen headlamps. Tailgate wash/wipe.

Body

As Cortina Estate but with: Bright weatherstrip inserts, Bright drip rail cappings, Bright window mouldings, Bright belt mouldings, Black grille below bumper. Bodyside moulding. Chrome grille surround. Protective bumper inserts.

Interior

As Cortina Saloon but with: Load compartment light with tailgate operated switch. Black loadspace carpet. Folding rear seat. Reclining front seats with valances. 'Diamond' fabric trimmed seats. Wood veneer instrument surround with black trim. Quartz clock. Black, four spoke, soft-feel steering wheel. Door map pocket. Intermittent wipe control. Trip recorder. Colour keyed carpet in passenger compartment. Locking glove box with light. Two rear grab handles with coat hooks. Trinket tray. Vanity mirror. Additional sound insulation. Perforated headlining. Ford push button radio.

The car illustrated is a Cortina Ghia Estate Car in Appollo Green with Tan 'Verona and Crushed Velour' fabric trim.

Options fitted (at extra cost) are metallic paint, rear fog lamp and passenger door mirror.

Cortina Ghia Estate Car

Engine

1600 OHC, 2000 OHC, or 2.3 litre V6, all with twin venturi carburettor and automatic choke.

Transmission

As Cortina Saloon

Suspension & Steering

As Cortina saloon but with: gas-filled shock absorbers. Power assisted steering on 2.3 litre V6.

Brakes

As Cortina Saloon but with: 9" rear drums.

Wheels & Tyres

Sports road wheels with bright rim embellishers and 185-70 SR x 13 low profile radial ply tyres on 5½" rims.

Lighting & Electrical

As Cortina Saloon but with: 45 A/H alternator. Halogen headlamps. Tailgate wash/wipe. Dual tone horn.

Body

As Cortina Estate but with: Vinyl roof. Tinted glass. Overriders. Bright weatherstrip inserts. Bright drip rail cappings, Bright window mouldings. Wide bodyside moulding. Black grille below bumper. Remote control door mirror. Chrome grille surround. Protective bumper inserts.

Interior

As Cortina Saloon but with: Reclining seats with valances. Seat trim in 'crushed velour' with 'Verona' inserts and vinyl backs. Rear map pockets. Fabric door trims with carpeted lower section. Shag pile carpet. Door map pockets. Wood veneer fascia trim. Door cappings. Front centre armrest. Head restraints. Black console unit including clock. Rear courtesy light with rear door courtesy light switches. Perforated headlining. Vinyl trimmed package tray. Vinyl gearshift and handbrake gaiters. Glove box with light. Vanity mirror. Two rear grab handles with coat hooks. Intermittent wipe control. Folding rear seat, load compartment light with tailgate operated switch. Load compartment carpet with rubber mat beneath. Tachometer. Ford push button radio.



FORD CORTINA ESTATE CAR



FORD CORTINA L ESTATE CAR



FORD CORTINA GL ESTATE CAR



FORD CORTINA GHIA ESTATE CAR

CORTINA SPECIFICATION AND COLOUR & TRIM COMBINATIONS

Engine	1300 Economy	1300 Standard	1600 Economy	1600 Standard	1600	2000	2300
Capacity cc	1298	1298	1593	1593	1593	1993	2294
Cylinders	4 OHV	4 OHV	4 OHC	4 OHC	4 OHC	4 OHC	V6 OHV
Compression ratio	9.2:1	9.2:1	9.2:1	9.2:1	9.2:1	9.2:1	8.75:1
Carburettor	single choke	single choke	single choke	single choke	twin choke	twin choke	twin choke
DIN PS @ RPM	49.5 @ 5000	57 @ 5500	59 @ 4500	72 @ 5000	88 @ 5700	98 @ 5200	108 @ 5000
DIN Torque MKP	8.8	9.3	11.3	12.0	12.7	15.4	18

Performance (all performance figures are Ford computed with manual transmission)

	1300 Economy	1300 Standard	1600 Economy	1600 Standard	1600	2000	2300
0-60 mph	20.1 secs	17.2 secs	15.8 secs	13.0 secs	11.6 secs	10.1 secs	10.0 secs
30-50 mph	13.6 secs	11.2 secs	10.8 secs	9.5 secs	10.5 secs	8.0 secs	7.8 secs
Maximum speed	82 mph	86 mph	88 mph	94 mph	101 mph	104 mph	106 mph

Fuel Consumption (all figures in mpg (L/100 km) are from officially approved tests under the Passenger Car Fuel Consumption Order 1977). All with manual transmission.

All Cortinas use 4-star fuel

	Saloon		Saloon Estate		Saloon		Saloon Estate		Saloon		Saloon Estate	
Constant speed driving (56 mph/90 km/h)	40.4 (7.0)	37.1 (7.6)	37.7 (7.5)	37.7 (7.5)	36.7 (7.3)	36.2 (7.8)	39.2 (7.2)	39.2 (7.2)	38.7 (7.3)	36.2 (7.8)	34.0 (8.3)	34.9 (8.1)
Constant speed driving (75 mph/120 km/h)	28.8 (9.8)	27.1 (10.4)	29.4 (9.6)	29.4 (9.6)	28.5 (9.9)	28.0 (10.1)	27.7 (10.2)	28.3 (10.0)	28.5 (9.9)	27.2 (10.4)	27.4 (10.3)	28.5 (9.9)
Simulated urban driving	26.7 (10.6)	26.3 (10.7)	26.4 (10.7)	25.7 (11.0)	25.5 (11.1)	22.8 (12.4)	25.9 (10.9)	25.9 (10.9)	24.1 (11.7)	24.1 (11.7)	21.4 (13.2)	20.6 (13.7)

Weights & Towing Limits (kg)

(Manual transmission)

	1300 Economy	1300 Standard	1600 Economy	1600 Standard	1600	2000	2300
Gross vehicle weight	1460	1460	1500	1540	1500	1540	1525
Max. towing limit (2-up)	830	1020	990	990	1200	1200	1200
Max. roof rack load	75	75	75	100	75	100	75

Insurance Group (as recommended by the Accident Offices Association)

	2	To be advised	3	3	4	5	5
--	---	---------------	---	---	---	---	---

Colour & Trim Combinations

BODY COLOURS	Trim Colours	Vinyl Roof [†]	Trim Colours	Vinyl Roof [†]
Metallic Colours*	All models except Cortina S	Optional on L & GL, standard on Ghia	Cortina S	Option on Cortina S
Strato Silver	Chocolate Blue	Tobacco Black	Black/Red Black/Blue	Black Black
Oyster Gold	Tan Chocolate	Tobacco Tobacco	Black/Grey Chocolate/Orange	Black Tobacco
Apollo Green	Black Tan	Black Black	Black/Grey	Black
Cosmos Blue	Black Blue	Black Black	Black/Grey Black/Blue	Black Black
Jupiter Red	Black Tan	Black Black	Black/Grey Black/Red	Black Black
Roman Bronze	Tan Chocolate	Tobacco Tobacco	Black/Grey Chocolate/Orange	Black Tobacco
Signal Colours*				
Signal Yellow	Black Tan	Black Black	Black/Grey	Black
Signal Orange	Black Chocolate	Black Tobacco	Black/Grey Chocolate/Orange	Black Tobacco
Solid Colours				
Sierra Beige	Tan Chocolate	Tobacco Tobacco	Black/Red Chocolate/Orange	Black Tobacco
Diamond White	Chocolate Blue	Tobacco Black	Black/Red Black/Blue	Black Black
Venetian Red	Black Tan	Black Black	Black/Grey Black/Red	Black Black
Midnight Blue	Tan Blue	Black Black	Black/Red Black/Blue	Black Black
Fjord Blue	Black Tan	Black Black	Black/Grey	Black
Highland Green	Black Tan	Black Black	Black/Grey	Black

*Metallic and Signal Colours are optional at extra cost.

†Vinyl roof is optional at extra cost.

Trim (This refers to trim on seat faces, trim on seat backs, door and side panels, and head restraints will be either vinyl or fabric according to model.)

Cortina Saloon & Estate - Vinyl standard. Beta Plus fabric optional at extra cost.


Cortina L Saloon & Estate - Beta Plus fabric standard.

Cortina GL Saloon & Estate - Diamond fabric standard.

Cortina S Saloon - Chevron fabric standard.

Cortina Ghia Saloon & Estate - Verona/Crushed Velour fabric standard.

Coachline/Tape-stripes These are fitted to Cortina L and S and will vary in colour according to the Colour and Trim combination.



The Ford Capri

The Capri has the poise of a car that's built for driving. Settling down into the driving seat a quick glance down at the nearness of the road as you close the door tells you the Capri is a real road-hugger. As you depress the clutch before selecting first gear, you can feel the thick seats supporting your back; deeply contoured so that you don't have to brace your legs to stay in place on corners, they have enough adjustment to allow even a six-footer to adopt a straight-arm driving position. The cockpit feels as though it has been fashioned around you and with the long bonnet swooping away in front of you, you find yourself wishing you had a long drive ahead.

With the two rear seats folded down there is a massive 22.6 cu.ft. of luggage space between you and the wide rear door. We've even seen a wheel barrow in the back of a Capri. There can't be many more awkward shaped objects than that. The rear seats fold independently, so that the Capri can be a two, three or four seater. Even as a four seater you can still get as much luggage space as in some ordinary family saloons.

Space, performance and versatility – the Capri has the lot. And it'll probably cost you less than you think.







Capri L

THE SPORTING COUPÉ THAT THINKS IT'S AN ESTATE CAR

- 1300 and 1600 engines
- Split squab folding rear seats
- 'Concord' fabric trim
- Reclining front seats
- Bodyside protection moulding
- Sports steering wheel
- Ford push button radio
- 4 Halogen headlamps
- Louvred grille and front spoiler
- Servo assisted front disc brakes
- Laminated windscreen and heated rear window



Capri L

Engines

1300 OHV or 1600 OHC.

Transmission

4 speed manual gearbox with synchromesh on all forward gears. Remote floor mounted gearshift. Diaphragm spring clutch.

Suspension & Steering

Rack and pinion. Anti-theft lock. Turning circle 33 ft (10 m). Three spoke sports steering wheel.

Front suspension – independent Macpherson struts with anti-rollbar.

Rear suspension – semi-elliptic leaf springs with anti-roll bar, and gas filled shock absorbers.

Brakes

Hydraulic dual line vacuum servo-assisted. Self adjusting front discs and rear drums. Floor mounted parking brake.

Wheels & Tyres

165 SR x 13 radial ply tyres on 5" wheel rims. Styled road wheels.

Lighting & Electrical

12 volt negative earth system. 45 amp alternator. Four round halogen headlamps. Heated rear window. Hazard warning flashers. Single tone horn. Reversing lights.

Body

All steel welded integral construction. Three door coupé with anti-burst door locks and pneumatic assistors on tailgate. Integral front spoiler. Spare wheel housed under load compartment platform. Effective luggage capacity as 2 seater 22.6 cu. ft. or as 4 seater 9.3 cu. ft. 13-gallon fuel tank. Wide section black wrap-round bumpers. Black louvred grille. Black windscreen backlight surround. Laminated windscreen. Black window surrounds. Wide section black rubber bodyside moulding. Black radio antenna. Door handles and driver's door mirror. Two-speed wipers with intermittent wipe.

Interior

Individual reclining front seats with fixed backs. Split squab rear seat. 'Concord' fabric seat inserts with 'Savannah' fabric surrounds. Colour co-ordinated carpet in passenger compartment. Load compartment carpet. Dipping interior rear view mirror. Padded sunvisors with vanity mirror on passenger's side. Grey 'Soft-feel' instrument surround. Ford push button MW/LW radio. Glove box with lock and lamp. Cigar lighter. Choke control. Speedometer. Odometer. Fuel and water temperature gauges. Warning lights for alternator. Oil pressure. Main beam and direction indicators. Brake fluid level warning indicator. 3 lever control system for windscreen wipers. Windscreen washers. Horn. Direction indicators. Headlight flasher and dipped main beam. Headlights and side lights. Ignition/steering column lock. Aeroflow face level vents. 2 speed heater with illuminated controls. Front and rear ashtrays. Door operated courtesy light. Instrument illumination rheostat. Recessed inertia reel front seat belts.

The cars illustrated are: **Exterior:** Capri L in Diamond White with black/brown 'Concord' with chocolate 'Savannah' fabric trim. Options fitted at extra cost are rear wash/wipe, passenger door mirror and rear package tray. **Interior:** Venetian Red with black/white 'Concord' with red 'Savannah' fabric trim.



FORD CAPRI L





Capri GL

FOR PEOPLE WHO DO THINGS IN STYLE

- 1600 and 2000 engines
- Rear fog lamps
- Tailgate wash/wipe
- Centre console with clock
- Push button radio
- 'Diamond' fabric seat trim
- Sports road wheels
- Rear package tray



Capri GL

Engines

1600 OHC or 2000 OHC (twin venturi carburettor and automatic choke).

Transmission

As Capri L.

Suspension & Steering

As Capri L.

Brakes

As Capri L.

Wheels & Tyres

As Capri L but with sports road wheels with bright rim embellishers.

Light & Electrical

As Capri L but with: Rear fog lamps, integral with rear light clusters.

Body

As Capri L but with: Tailgate wash/wipe.

Interior

As Capri L but with: 'Diamond' fabric seat trim. Carpeted lower door panels. Rear package tray. Centre console with quartz clock. Handbrake warning light.

The cars illustrated are:


Exterior: Capri GL in Jupiter Red with red 'Diamond' fabric trim.

Options fitted at extra cost are head restraints, metallic paint, vinyl roof and passenger door mirror.

Interior: Capri GL in Strato Silver with red 'Diamond' fabric trim.

Options fitted at extra cost are metallic paint and rear seat belts.

Exterior photographs on this page by courtesy of the Château de Villandry, Joué-les-Tours, France.



FORD CAPRI GL





Capri S

SPORTY PERFORMANCE SPORTY LOOKS,

- Choice of 3 engines – 1600, 2000 or 3000 V6
- Alloy road wheels Over-riders Rear spoiler
 - Tachometer and trip meter
- Head restraints 'Carla' fabric trim
 - Special bodyside tape-stripe
 - Ford push button radio



Capri S

Engines

1600 OHC or 2000 OHC or 3000 V6. All have twin venturi carburettor and automatic choke.

Transmission

As Capri L.

Suspension & Steering

As Capri L but with uprated suspension and power steering on 3000 V6 models.

Brakes

As Capri L but with uprated specification on 3000 V6 models.

Wheels & Tyres

165 SR x13 radial ply tyres on 5½" wheels (1600 models). 185/70 HR x 13 radial ply tyres on 5½" wheels (2000 and 3000 models). Alloy road wheels.

Lighting & Electrical

As Capri L but with rear fog lamps integral with rear light clusters.

Body

As Capri L but with: overriders. 'S' bodyside tape stripe. Black passenger door mirror. Tailgate wash/wipe. Black rear spoiler.

Interior

As Capri L but with: head restraints. 'Carla' fabric seat inserts with 'Savannah' fabric surrounds. Sports gearshift knob. Rear package tray. Black 'Soft-feel' instrument surround. Centre console with quartz clock. Trip meter. Tachometer. Ammeter. Oil pressure gauge. Handbrake warning light.

The cars illustrated are:

(1) **Exterior:** Capri S in Venetian Red. Options fitted at extra cost are, 'Recaro' seats, 185/70 HR tyres and headlamp wash.

(2) **Interior:** Capri S with black/white 'Carla' and black 'Savannah' fabric trim. Option fitted at extra cost: Signal paint.



FORD CAPRI S





Capri Ghia

SUPER LUXURY, SUPER PERFORMANCE

- 2000 or 3000 V6 engines Alloy road wheels
- Tinted glass all round
- Opening rear quarter windows
- Sliding roof with tilting device
- Remote control driver's door mirror
- Luxury 'Verona' fabric trim
- Mono radio/stereo cassette player
- Special front seats with integral head restraints
- Power steering and automatic transmission with oil cooling on 3000 models

Photograph by courtesy of the Château de Villandry, Jouvé-les-Tours, France.



Capri Ghia

Engines

2000 OHC or 3000 V6 both with twin venturi carburettor and automatic choke.

Transmission

As Capri L. Automatic transmission with oil cooling on 3000 V6.

Suspension & Steering

As Capri L but with black 2 spoke leather covered steering wheel. Power steering on 3000 V6 models.

Brakes

As Capri L but with uprated specification on 3000 V6 models.

Wheels & Tyres

165 SR x 13 radial ply tyres on 5½" wheels (2000 models). 185 HR x 13 radial ply tyres on 5½" wheels (3000 models). Alloy road wheels.

Lighting & Electrical

As Capri L but with: Dual tone horn. Rear fog lamps integral with rear light clusters.

Body

As Capri L but with: overriders. Tinted glass all round. Remote control driver's door mirror. Opening rear quarter windows. Tailgate wash/wipe. Tilting/sliding sun-roof.

Interior

As Capri L but with: head restraints. 'Verona' fabric inserts. Colour keyed shag-pile carpet in passenger compartment. Rear arm rests. Sports gearshift knob (manual transmission). Rear package tray. Fascia mounted grab handle. Centre console with clock. Centre arm rest and storage compartment. Ford push button, mono radio/stereo cassette. Trip meter. Tachometer. Oil pressure gauge. Ammeter. Handbrake warning light.

The car illustrated is a Capri Ghia 3.0 in Oyster Gold with chocolate 'Verona' fabric trim. Options fitted (at extra cost) are metallic paint and passenger door mirror.



FORD CAPRI GHIA

CAPRI SPECIFICATION AND COLOUR & TRIM COMBINATIONS

Engine	1300	1600	1600	2000	3000
Capacity cc	1298	1593	1593	1998	2994
Cylinders	4 OHV	4 OHC	4 OHC	4 OHC	6 OHV V6
Compression ratio	9.2:1	9.2:1	9.2:1	9.2:1	9.0:1
Carburettor	Single choke	Single choke	Twin choke	Twin choke	Twin choke
DIN PS at RPM	57 @ 5500	72 @ 5200	91 @ 5700	101 @ 5200	138 @ 5000
DIN Torque MKP	9.3	12.0	12.75 @ 4000	15.6 @ 4000	24.0

Performance (all performance figures are Ford computed with manual transmission)

	S	S	GL & Ghia	S	Ghia
0-60 mph (secs)	17.4 secs	13.6 secs	11.0 secs	9.6 secs	8.1 secs
30-50 mph (secs)	12.6 secs	10.4 secs	10.9 secs	8.9 secs	6.9 secs
Maximum speed (mph)	91 mph	98 mph	109 mph	113 mph	122 mph

Fuel Consumption (all figures in mpg (L/100 km) are from officially approved tests under the Passenger Car Fuel Consumption Order 1977). All with manual transmission
All Capris use 4-star fuel

Constant speed driving (56 mph/90 kmh)	40.9 (6.9)	38.7 (7.3)	42.2 (6.7)	42.2 (6.7)	40.4 (7.0)	31.7 (8.9)
Constant speed driving (75 mph/120 kmh)	31.4 (9.0)	28.5 (9.9)	32.8 (8.6)	33.2 (8.5)	31.4 (9.0)	25.5 (11.1)
Simulated urban driving	27.2 (10.4)	25.5 (11.1)	26.7 (10.6)	23.7 (11.9)	23.7 (11.9)	20.0 (14.1)

Weights & Towing Limits (kg)

(Manual transmission)	L	L	GL	S	GL	S	Ghia	S	Ghia
Gross vehicle weight	1350	1410	1410	1410	1410	1410	1410	1510	1510
Max. towing limit (2-up)	650	1080	1080	1200	1200	1200	1200	1200	1200
Max. roof rack load	75	75	75	75	75	75	75	75	75

Insurance Group

(as recommended by the Accident Offices Association)

	3	4	5	5	6
--	---	---	---	---	---

Colour & Trim Combinations

BODY COLOURS	Trim Colours	Trim Colours	Vinyl Roof [†]	BODY COLOURS	Trim Colours	Trim Colours	Vinyl Roof [†]
Metallic Colours*	All models except Capri S	Capri S only	Option on all models	Solid Colours	All models except Capri S	Capri S only	Option on all models
Strato Silver	Chocolate Red	Brown/White Red/White	- Black	Diamond White	Chocolate Red	Brown/White Red/White	- Black
Oyster Gold	Tan Chocolate	Brown/White	- -	Tuscan Beige	Tan Chocolate	Brown/White	- -
Apollo Green	Black Tan	Black/White	Black Black	Venetian Red	Tan Red	Red/White	Black Black
Cosmos Blue	Black Tan	Black/White	Black Black	Midnight Blue	Tan Red	Red/White	Black Black
Jupiter Red	Tan Red	Red/White	Black Black	Fjord Blue	Black Tan	Black/White	Black Black
Signal Colour*				Highland Green	Black Tan	Black/White Brown/White	Black Black (not available on 'S')
Signal Orange	Black Chocolate	Black/White Brown/White	Black -	Black	N/A	Black/White Red/White	Black Black

*Metallic and Signal Colours are available at extra cost.

†Vinyl roof is optional at extra cost.

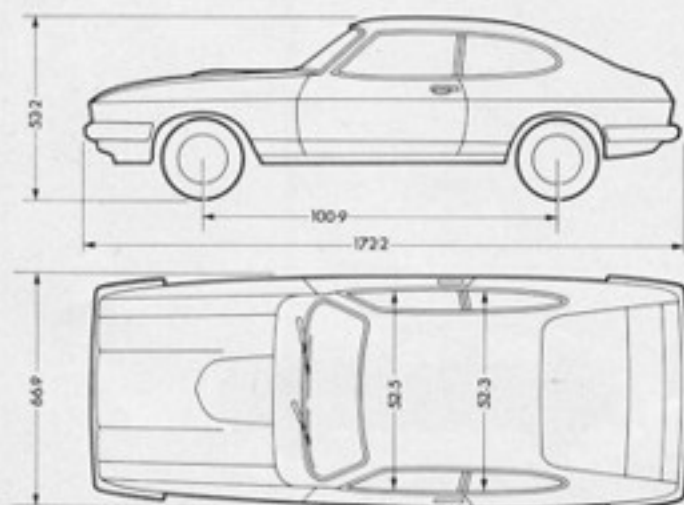
Trim (This refers to trim on seat faces. Trim on seat backs, door and side panels, and head restraints will be either vinyl or fabric according to model.)

Capri L trims are identified by the colour of the seat surround, i.e. Black 'Savannah' with Black/White 'Concord', Red 'Savannah' with Black/White 'Concord', Tan 'Savannah' with Black/Brown 'Concord', Chocolate 'Savannah' with Black/Brown 'Concord'.

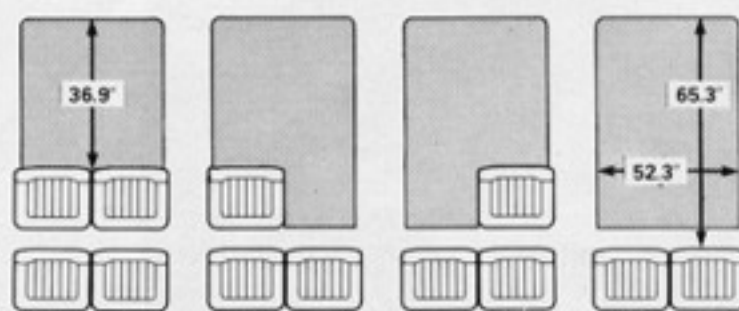
Capri GL - 'Diamond' fabric, **Capri Ghia** - 'Verona' fabric.

Capri S trims are identified by the colour of the seat insert, i.e. Black/White 'Carla' with Black 'Savannah', Red/White 'Carla' with Black 'Savannah', Brown/White 'Carla' with Chocolate 'Savannah'.

Coachline/Tape-stripes These are fitted to Capri S and will vary in colour according to the Colour/Trim combination.



Seat Arrangements





The Ford Granada

However handsome a car may look, it's what the eye can't see that determines how long it lasts and how well it performs. Ford set out to build a car that would be durable, reliable and have the safe, decisive handling today's motoring conditions require. We started from the inside and worked out, putting the emphasis on engineering.

Solid engineering is the basis of Granada's durability and reliability. For example, the 18 stage body protection process inhibits a car's worst enemy - corrosion.

Granada's engines promise smooth

performance and efficiency. There's a 2 litre, a new 2.3 litre V6, an exciting new 2.8 litre V6 with optional fuel injection, a new 2.1 litre diesel - in fact, a whole range of superbly engineered engines.

Good engineering also takes care of comfort. New Granada is even quieter than its predecessor. It's roomy, with comfortable seats. And with all-round visibility of 86%, it's safe as well as comfortable.

New Granada's emphasis on engineering produces a superb blend of performance, comfort, safety, economy, reliability - and good looks.





Granada L

ENGINEERED FOR BIG CAR ECONOMY

- 2.0 litre OHC or 2.3 litre V6 engine
- Electronic breakerless ignition on V6
- Independent suspension front and rear
 - Dual line brakes
 - Radial ply tyres
 - Servo assisted front disc brakes
- Reclining front seats with head restraints
- Laminated windshield
- Halogen headlights
- Push button MW/LW radio



Granada L

Engines

2.0 litre OHC or 2.3 litre V6. Both with automatic choke. 2.3 litre V6 engine with electronic breakerless ignition.

Transmission

Diaphragm spring self-adjusting clutch, 4-speed all synchromesh gearbox with remote floor gear shift. Split drive shaft. Automatic transmission with oil cooling optional at extra cost.

Suspension & Steering

Rack & pinion. Safety steering column with anti-theft lock. Turning circle 34.4 ft (10.5 m). Two spoke soft-feel steering wheel. Power assisted steering optional at extra cost. Fully independent front and rear suspension.

Front: Independent with double wishbone isolated by rubber mountings. Coil springs, lubricated-for-life ball joints. Subframe mounted anti-roll bar.

Rear: Independent semi-trailing arm/coil spring type with two plunging constant velocity joints on each half shaft. Whole unit mounted on bonded rubber insulators to body.

Brakes

Hydraulic dual line vacuum servo-assisted, self-adjusting, front discs and rear drums.

Wheels & Tyres

Sports road wheels with 175 x 14 radial ply tyres on 6" wheel rims.

Lighting & Electrical

12 volt negative earth system, 45 amp alternator (2.0 litre OHC), 55 amp alternator (2.3 litre V6). Rectangular Halogen headlights. Reversing lights. Hazard warning lights. Brake failure warning light. Pre-engaged starter. Heated rear window. Single tone horn.

Body

All-steel welded integral construction. 4 doors. Anti-burst door locks with childproof locks on rear doors. Push button boot lock. Boot effective capacity 14.3 cu. ft. Spare wheel housed inside boot. 14.6 gallon fuel tank. Black louvred design radiator grille with drag reducing aerofoil section. Integral front air dam. Black bumpers with bright cappings. Bright windscreen/backlight surrounds. Black window surrounds. Bright drip rail and belt rail mouldings. Black PVC bodyside protection moulding. Black rocker panels. Laminated windscreen. Heated rear window. Two-speed windscreen wipers, with intermittent wipe. Electric windscreen washers. Driver's and passenger's door mounted rear view mirrors.

Interior

Reclining front bucket seats. Rear seat folding centre armrest. Fabric seat trim. Head restraints. Perforated P.V.C. headlining. Two sun visors with vanity mirror on passenger side. Full width soft-feel crashpad with integral parcel shelf and 4 face-level vents. Brushed aluminium finish instrument panel. Stratified heating system with illuminated controls. Three lever control system for indicators, horn, main/dipped beam, headlight flasher, headlights and side lights, windscreen wipers and electric screen wash. Instrument panel rheostat. Speedometer with odometer and trip meter. Fascia mounted quartz clock. Fuel gauge, temperature gauge. Warning lights for direction indicators, handbrake/brake fluid level warning indicator, main beam, ignition, oil pressure. Glove box with lock and lamp. Centre console incorporating cigar lighter, ashtray, trinket tray. Door trim in vinyl, colour keyed to seat trim. Padded vinyl rear package tray colour keyed to seats. Door pull armrests. Passenger compartment carpet, colour keyed to seats. Luggage compartment mat. Ford push button MW/LW radio. Front and rear interior lights with front/rear door courtesy switches. Inertia reel front seat belts. Interior dipping rear-view mirror.

The car illustrated is a Granada L in Strato Silver with blue fabric trim. Options fitted (at extra cost) are metallic paint, tilting/sliding roof, headlamp wash, front fog lamps and rear over-riders.



FORD GRANADA L





Granada GL

EMPHASIS ON LUXURY

- 2.3 litre V6, 2.8 litre V6
or 2.8 litre V6 fuel injection engines
(Automatic transmission with oil cooling standard
with 2.8 litre V6)
- Power assisted steering Gas shock absorbers
- Driver's door mounted remote control mirror
 - Tilting/sliding sun roof
- Push button radio with front and rear speakers
 - 'Diamond' fabric seat trim
- TRX tyres and sports suspension on
2.8 litre fuel injection models
 - Central door and boot locking



Granada GL

Engines

2.3 litre V6, 2.8 litre V6 or 2.8 litre V6 fuel injection. All with automatic choke. Electronic breakerless ignition.

Transmission

As Granada L except: Automatic transmission with oil cooling standard with 2.8 litre V6. Manual transmission available as an option. Manual transmission standard with 2.3 litre V6 and 2.8 litre V6 fuel injection. Automatic transmission with oil cooling available as an option.

Suspension & Steering

As Granada L but with: Power assisted steering standard and four-spoke soft-feel steering wheel. Gas shock absorbers. Sports suspension on 2.8 litre fuel injection models.*

Brakes

As Granada L but with: Ventilated front disc brakes on 2.8 V6 engines.

Wheels & Tyres

Sports road wheels with bright rim embellishers with 175 x 14 radial ply tyres on 6" wheel trims. Alloy road wheels with Michelin 190/65 HR 390 TRX tubeless tyres on 150 TR 390 FH rims on 2.8 litre fuel injection models.*

Lighting & Electrical

As Granada L but with: Rear fog lamps and dual tone horn. 55 amp alternator (2.3 litre V6 and 2.8 litre V6). 70 amp alternator (2.8 litre V6 fuel injection).

Body

As Granada L but with: Central door and boot locking, operated from driver's door lock and driver's door push button. Bright exhaust trim, two-speed windscreen wipers with variable interval intermittent wipe. Driver's door mounted remote control rear view mirror. Black bumpers with bright cappings and 1 bumper pads. Tilting/sliding steel sun-roof.

Interior

As Granada L but with: Seat valances, 'Diamond' fabric seat trim. Simulated wood grain instrument panel. Tachometer. Ammeter, oil pressure gauge. Centre-console with quartz clock, cigar lighter, ashtray, trinket tray, and incorporating vinyl covered front centre armrest with glovebox and rear compartment cigar lighter and ashtray. Door pull armrests with integral grab handle. Luggage compartment, black carpet, boot lamp. Ford push-button MW/LW radio with one front and two rear speakers with balance control.

The cars illustrated are:

(1) **Exterior:** Granada GL in Venetian Red. Option fitted at extra cost is vinyl roof.

(2) **Interior:** Granada GL with blue 'Diamond' fabric trim. Options fitted at extra cost are electric front and rear windows.

*See page 58



FORD GRANADA GL






Granada Ghia

SUPERB STYLE AND COMFORT

- 2.8 litre V6 or 2.8 litre V6 fuel injection engines
- Automatic transmission with oil cooling standard on 2.8 litre V6
- Power assisted steering Luxury interior trim
- Alloy road wheels Tinted glass
- Electrically operated front and rear windows
- Push button radio and stereo cassette player with 2 front and 2 rear speakers
- Electrically operated radio antenna
- TRX tyres and sports suspension on 2.8 litre fuel injection models.
- Headlamp wash



Granada Ghia

Engines

2.8 litre V6 or 2.8 litre V6 fuel injection. Both with automatic choke. Electronic breakerless ignition.

Transmission

Automatic transmission with oil cooling standard on 2.8 litre V6. Manual transmission standard on 2.8 litre V6 fuel injection. (Automatic transmission with oil cooling available as an option).

Suspension & Steering

As Granada L but with: Power assisted steering standard and four spoke soft-feel steering wheel. Gas shock absorbers. Sports suspension on 2.8 litre fuel injection models.*

Brakes

As Granada L but with: Ventilated front disc brakes.

Wheels & Tyres

Alloy road wheels with 185 x 14 radial ply tyres on 6" wheel rims. Alloy road wheels with Michelin 190/65 HR 390 TRX tubeless tyres on 150 TR 390 FH rims on 2.8 litre fuel injection models.*

Lighting & Electrical

As Granada L but with: Front and rear fog lamps and dual tone horn, 55 amp alternator (2.8 litre V6), 70 amp alternator (2.8 litre V6 fuel injection).

Body

As Granada L but with: Central door and boot locking, operating from driver's door lock and driver's door push button. Black bumpers with bright capping and full-width bumper pads and additional rear wrap-around mini bumpers. Front overriders. Wide black PVC bodyside protection moulding with bright insert. Bright hood top moulding. Bright exhaust trim. Tilting/sliding steel sun-roof. Tinted glass all round including tinted laminated windscreen. Electrically operated front and rear windows. Two-speed windscreen wipers with variable interval intermittent wipe. Driver's door mounted remote control rear view mirror. Headlamp wash.

Interior

As Granada L but with: Twin bucket style rear seat. Cloth covered seat valances. "Verona/Crushed Velour" fabric seat trim. Map pockets on backs of front seats. Fabric covered head restraints. Cloth head lining. Simulated wood grain instrument panel with fascia mounted "Ghia" badge. Tachometer. Ammeter. Oil pressure gauge. Centre console with quartz clock, cigar lighter, ashtray, trinket tray, and incorporating cloth covered front centre arm rest with glove box and rear compartment cigar lighter and ashtray. Door trim in cloth with wood veneer capping and carpeted lower section. Fabric covered door pull arm rests. Passenger compartment shag-pile carpet, colour keyed to seats. Luggage compartment carpet. Ford push-button mono radio/stereo cassette with 2 front and 2 rear speakers and balance control. Electrically operated radio antenna. Boot lamp.

The car illustrated is a Granada Ghia 2.8i in Oyster Gold with Tan "Verona and Crushed Velour" fabric trim. Options fitted (at extra cost) are metallic paint and automatic transmission.

Note: The bright bumper insert illustrated is no longer fitted.

*See page 58



FORD GRANADA GHIA

Further details on page 60

55



Granada Estates

SPACE ENGINEERING

- 77 cu. ft load space as 2 seater, 41.7 cu. ft load space as 5 seater
- Flat loadspace floor max. length 80.3"
- Tailgate wash/wipe
- Driver's and passenger's door mounted rear view mirrors
- Top hinged tailgate with pneumatic struts
- Concealed storage on both sides of load compartment

Granada Estates

GRANADA L ESTATE

Engines

2.0 litre OHC or 2.3 litre V6. Both with automatic choke. 2.3 litre V6 engine with electronic breakerless ignition.

Transmission

As Granada L.

Suspension & Steering

As Granada L.

Brakes

As Granada L.

Wheels & Tyres

Sports road wheels with 185 x 14 radial ply tyres on 6" wheel rims.

Lighting & Electrical

As Granada L.

Body

All-steel welded integral construction. 4 doors and tailgate with pneumatic struts and push button lock. Anti-burst locks and childproof locks on rear doors. Loading capacity as 5 seater 41.7 cu. ft., as 2 seater 77 cu. ft. As two seater, gives a flat loadspace floor maximum length of 80.3"; floor width between wheel arches 45.7". Spare wheel housed under load platform. 14 gallon fuel tank. Black louvred design radiator grille with drag reducing aerofoil section. Integral front air dam. Black front bumper with bright cappings. Black rear bumper with bright upper and full width bumper pad. Bright windscreen/backlight surround. Black window surrounds. Bright drip rail and belt rail mouldings. Black PVC bodyside protection moulding. Black rocker panels. Laminated windscreen. Heated rear window. Two-speed windscreen wipers with intermittent wipe. Electric windscreen washers. Tailgate wash/wipe. Driver's and passenger's door mounted rear view mirrors.

Interior

As Granada L. Saloon but with: Folding rear seat. Load compartment side wall trim, colour keyed to seats, including concealed storage on both sides. Interior light courtesy switch on tailgate. (Less folding rear centre armrest and rear package tray.)

The car illustrated is a Granada 2.8i Ghia Estate in Apollo Green with tan 'Verona and Crushed Velour' fabric trim. Options fitted (at extra cost) are automatic transmission, air conditioning and metallic paint.

GRANADA GL ESTATE

Engines

2.8 litre V6 or 2.8 litre V6 fuel injection. Both with automatic choke. Electronic breakerless ignition.

Transmission

Automatic transmission with oil cooling standard on 2.8 litre V6. Manual transmission available as an option. Manual transmission standard on 2.8 litre V6 fuel injection. Automatic transmission with oil cooling available as an option.

Suspension & Steering

As Granada L. but with: Power assisted steering standard and four spoke soft-feel steering wheel. Gas shock absorbers. Sports suspension on 2.8 litre fuel injection models.*

Brakes

As Granada L. but with: Ventilated front disc brakes.

Wheels & Tyres

Sports road wheels with bright rim embellishers with 185 x 14 radial ply tyres on 6" wheel rims. Alloy road wheels with Michelin 190/65 HR 390 TRX tubeless tyres on 150 TR 390 FH rims on 2.8 litre fuel injection models.*

Lighting & Electrical

As Granada L. but with: Rear fog lamp and dual tone horn. 55 amp alternator (2.8 litre V6). 70 amp alternator (2.8 litre V6 fuel injection).

Body

As Granada L. Estate but with: Central door and tailgate locking, operated from the driver's door lock, and driver's door push button. Black front bumper with bright cappings and $\frac{1}{2}$ bumper pads. Tilting/sliding steel sun-roof. Two-speed windscreen wipers with variable interval intermittent wipe. Driver's door mounted remote control rear view mirror.

Interior

As Granada GL. Saloon but with: Folding rear seat. Load compartment side wall trim, colour keyed to seats, including concealed storage on both sides. Load compartment carpet colour keyed to seats. Ford push button radio with single front speaker and two additional speakers in rear load compartment with balance control. Interior light courtesy switch on tailgate. (Less folding rear centre armrest and rear package tray.)

GRANADA GHIA ESTATE

Engines

2.8 litre V6 or 2.8 litre V6 fuel injection. Both with automatic choke. Electronic breakerless ignition.

Transmission

Automatic transmission with oil cooling standard on 2.8 litre V6. Manual transmission standard on 2.8 litre V6 fuel injection. Automatic transmission with oil cooling available as an option.

Suspension & Steering

As Granada L. but with: Power assisted steering standard and four spoke soft-feel steering wheel. Gas shock absorbers. Sports suspension on 2.8 litre fuel injection models.*

Brakes

As Granada L. but with: Ventilated front disc brakes.

Wheels & Tyres

Alloy road wheels with 185 x 14 radial ply tyres on 6" wheel rims. Alloy road wheels with Michelin 190/65 HR 390 TRX tubeless tyres on 150 TR 390 FH rims on 2.8 litre fuel injection models.*

Lighting & Electrical

As Granada L. but with: Rear fog lamp and dual tone horn. 55 amp alternator (2.8 litre V6). 70 amp alternator (2.8 litre V6 fuel injection).

Body

As Granada L. Estate but with: Central door and tailgate locking, operated from the driver's door lock, and driver's door push button. Black front bumper with bright cappings and $\frac{1}{2}$ bumper pads. Double bodyside coachline. Tilting/sliding steel sun-roof. Two-speed windscreen wipers with variable interval intermittent wipe. Driver's door mounted remote control rear view mirror.

Interior

As Granada Ghia Saloon but with: Folding rear seat. Load compartment side wall trim, colour keyed to seats, including concealed storage on both sides. Load compartment shag pile carpet colour keyed to seats. Ford push-button mono radio/stereo cassette with two front speakers and two rear speakers in load compartment with balance control. Interior light courtesy switch on tailgate. (Less folding rear centre armrest and rear package tray.)



FORD GRANADA L ESTATE CAR



FORD GRANADA GL ESTATE CAR



FORD GRANADA GHIA ESTATE CAR

*See page 58



Granada S Models

All Granada models with 2.8 litre V6 fuel injection engines, ie: Granada GL, Granada Ghia, Granada GL Estate and Granada Ghia Estate are now fitted with the following equipment as standard ('S' Pack):

- Alloy road wheels with MICHELIN 190/65 HR 390 TRX tubeless tyres on 150TR 390 FH rims.

- Sports suspension including 24 mm front anti-roll bar and variable rate rear springs. Gas shock absorbers.



- Alloy road wheels, TRX tyres and Sports suspension are available as an option at extra cost on other GL and Ghia models. GL models with this equipment have a special GLS badge at the rear.

The car illustrated is a Granada GLS (2.8) in Diamond White. Options fitted at extra cost are headlamp wash, twin halogen driving lamps, tinted glass and rear seat belts.





Granada Diesel

FOR HIGH-MILEAGE MOTORING

- 2.1 litre diesel engine
- Four-speed all-synchromesh gearbox
- Independent suspension front and rear
 - Dual line servo assisted brakes
- Radial ply tyres Laminated windscreen
- Hazard warning lights Heated rear window



Granada Diesel

Engine

2.1 litre Diesel.

Transmission

Diaphragm spring self-adjusting clutch. 4-speed all synchromesh gearbox with remote floor gear shift. Split drive shaft.

Suspension & Steering

Rack and pinion. Safety steering column with anti-theft lock. Turning circle 34.4 ft. (10.5 m.). Two spoke soft-feel steering wheel. Power assisted steering optional at extra cost. Fully independent front and rear suspension.

Front: Independent with double wishbone isolated by rubber mountings. Coil springs, lubricated-for-life ball joints. Subframe mounted anti-roll bar.

Rear: Independent semi-trailing arm/coil spring type with two plunging constant velocity joints on each half shaft. Whole unit mounted on bonded rubber insulators to body.

Brakes

Hydraulic dual line vacuum servo-assisted, self-adjusting front discs and rear drums. Brake failure warning device.

Wheels & Tyres

Sports road wheels with 175 x 14 radial ply tyres on 6" wheel rims.

Lighting & Electrical

12 volt negative earth system. 45 amp alternator. Rectangular tungsten headlights. Reversing lights. Hazard warning lights. Brake failure warning light. Pre-engaged starter. Heated rear window. Single tone horn.

Body

All-steel welded integral construction. 4 doors. Anti-burst door locks with childproof locks on rear doors. Push button boot lock. Boot effective capacity 14.3 cu. ft. Spare wheel housed inside boot. 14.6 gallon fuel tank. Black louvred design radiator grille with drag reducing aerofoil section. Integral front air dam. Black bumpers with bright cappings. Bright windscreen/back light surround. Black window surrounds. Bright drip rail moulding. Black rocker panels. Bodyside coachline. Laminated windscreen. Heated rear window. Two-speed windscreen wipers with intermittent wipe. Electric windscreen washers. Driver's and passenger's door mounted rear view mirrors.

Interior

Reclining front bucket seats. Fabric seat trim. Perforated PVC headlining. Two sunvisors. Full width soft-feel crashpad with parcel shelf and 4 face-level vents. Brushed aluminium finish instrument panel. Stratified heating system with recirculating facility and illuminated controls. Three lever control system for indicators, horn, main/dipped beam, headlight flasher, headlights and sidelights, windscreen wipers and electric screenwash. Instrument panel rheostat. Speedometer with odometer. Combined fuel and temperature gauge. Warning lights for direction indicators, handbrake/brake failure, main beam, ignition, oil pressure and diesel pre-heat. Glove box with lock. Centre console incorporating cigar lighter, ashtray, trinket tray. Door trim in vinyl, colour keyed to seat trim. Padded vinyl rear package tray colour keyed to seats. Door pull armrests. Passenger compartment carpet colour keyed to seats. Luggage compartment mat. Front interior light with front door courtesy switch. Inertia reel front seat belts. Interior dipping rear view mirror.

The car illustrated is a Granada 2.1 litre diesel in Venetian Red with black fabric trim.



FORD DIESEL GRANADA

GRANADA SPECIFICATION AND COLOUR & TRIM COMBINATIONS

Engine	2.0 litre	2.3 litre	2.8 litre	2.8 litre Fuel Injection	2.1 litre Diesel
Capacity cc	1998	2294	2792	2792	2112
Cylinders	4OHC	V6 OHV	V6 OHV	V6 OHV	4 OHV
Compression Ratio	9.2:1	8.75:1	9.2:1	9.2:1	22.2:1
Power DIN PS @ RPM	99 @ 5200	108 @ 5000	135 @ 5200	160 @ 5700	63 @ 4500
Torque DIN MKP @ RPM	15.4 @ 4000	18 @ 3000	22 @ 3000	22.4 @ 4300	12.4 @ 2000

Engine/Transmission Availability (Note: Optional automatic transmission is at extra cost. Optional manual transmission is at reduced cost)

	Granada L		Granada GL		Granada GLS		
Engine	2.0 litre OHC	2.3 litre V6	2.3 litre V6	2.8 litre V6	2.8 litre V6 Fuel Injection		
Standard transmission	Manual	Manual	Manual	Automatic	Manual		
Optional transmission	Automatic	Automatic	Automatic	Manual	Automatic		

	Granada Ghia	Granada Ghia S	Granada L Estate Car		Granada GL Estate	Granada GLS Estate	Granada Diesel
Engine	2.8 litre V6	2.8 litre V6 Fuel Injection	2.0 litre OHC	2.3 litre V6	2.8 litre V6	2.8 litre V6 Fuel Injection	2.1 litre Diesel
Standard transmission	Automatic	Manual	Manual	Manual	Automatic	Manual	Manual
Optional transmission	—	Automatic	—	Automatic	Manual	Automatic	—

Fuel Consumption (all figures in mpg (L/100 km) are from officially approved tests under the Passenger Car Fuel Consumption Order 1977). All with manual transmission. All petrol-engined Granadas use 4-star fuel

	2.0 litre		2.3 litre		2.8 litre		2.8 litre F.I.	2.8 litre F.I.	Diesel
	Saloon	Estate	Saloon	Estate	Saloon	Estate	GLS, Ghia(S) Saloons	GLS Estate	
Constant speed driving (56 mph/90 kmh)	34.5 (8.2)	33.2 (8.5)	32.8 (8.6)	32.5 (8.7)	31.4 (9.0)	31.4 (9.0)	32.8 (8.6)	31.4 (9.0)	40.4 (7.0)
Constant speed driving (75 mph/120 kmh)	26.4 (10.7)	25.5 (11.1)	26.4 (10.7)	25.7 (11.0)	24.6 (11.5)	24.8 (11.4)	25.9 (10.9)	23.9 (11.8)	28.5 (9.9)
Simulated urban driving	21.6 (13.1)	21.1 (13.4)	20.9 (13.5)	21.6 (13.1)	19.0 (14.9)	19.0 (14.9)	18.7 (15.1)	16.7 (16.9)	31.0 (9.1)

Weights & Towing Limits (kg)

(Manual transmission – saloons)	2.0 litre		2.3 litre		2.8 litre		2.8 litre F.I.		Diesel
Gross vehicle weight	1750		1801		1880		1880		1810
Max. towing limit (2-up)	1600		1710		1800		Manual trans. – not recommended for towing. Automatic trans. 1800		1350
Max. roof rack load	75	100	75	100	75	100	75	100	75
Insurance group (as recommended by the Accident Offices Association)	4 or 5 according to insurance company		5		6		6		4

Colour & Trim Combinations

BODY COLOURS	Trim Colours	Vinyl Roof†	BODY COLOURS	Trim Colours	Vinyl Roof†
Metallic Colours*	All Models	Optional on all Models	Solid Colours	All Models	Optional on all Models
Strato Silver	Black Chocolate Blue	Black Tobacco Black	Diamond White	Black Chocolate Blue	Black Tobacco Black
Oyster Gold	Black Tan Chocolate	Black Tobacco Tobacco	Tuscan Beige	Black Tan Chocolate	Black Tobacco Tobacco
Apollo Green	Black Tan	Black Black	Venetian Red	Black Tan	Black Black
Cosmos Blue	Black Tan Blue	Black Black Black	Midnight Blue	Black Tan Blue	Black Black Black
Jupiter Red	Black Tan	Black Black	Fjord Blue	Black Tan	Black Black
Signal Colours*			Highland Green	Black Tan	Black Black
Signal Orange	Black Chocolate	Black Tobacco			

*Metallic and Signal Colours are optional at extra cost.

†Vinyl roof is optional at extra cost.

Trim (This refers to trim on seat faces. Trim on seat backs, door and side panels and head restraints will be either vinyl or fabric according to model.)

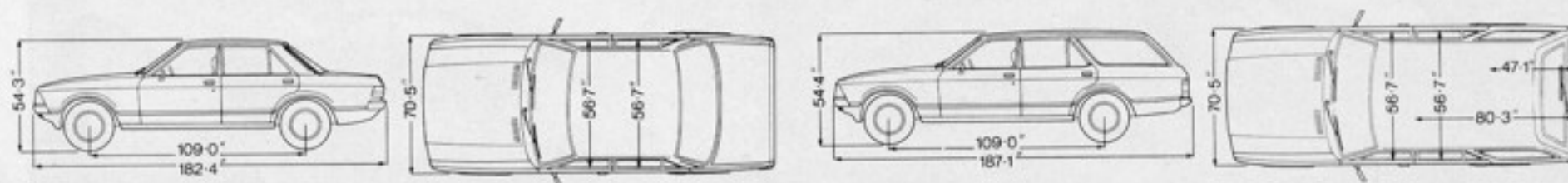
Granada Diesel – Beta Plus Fabric (Vinyl with Taxi-Pack).

Granada L – Beta Plus Fabric (Vinyl with Taxi-Pack).

Granada GL – Diamond Fabric standard (Leather optional on GL Saloon).

Granada Ghia – Verona/Crushed Velour fabric standard (Leather optional on Ghia Saloon).

Coachline This is fitted to Granada Diesel and will vary in colour according to Colour/Trim combination.



The Ford Rallye Sport Range

FOR THE ENTHUSIAST

(Available through Rallye Sport dealers only)

Ever since the early days of the motor industry, Ford has been involved with Motor Sport throughout the world. In Britain, enthusiasts have modified, raced and rallied Ford cars over the many years before and since the last war with considerable success. But the really notable successes have been since the early 1960s. To start with, the Anglias and Cortinas dominated many fields of Motor Sport and more recently the Escort, in various forms, has taken trophy after trophy in competitive racing and rallying.

It is only natural that over the years an expertise has grown up within Ford for

developing specialist cars for motor sport, cars that have exceptional performance and handling. A natural extension of this experience was to create a Rallye Sport range of cars. And since cars with this pedigree demand a specialist high quality service back-up, Ford have appointed a select number of Rallye Sport dealers throughout Britain and every major European country, to sell and service the range. These specialists, with years of experience under their belt, not only stock a wide selection of performance parts for these vehicles, but ensure that their personnel in the sales,



service and parts areas are trained for the job in hand.

Performance	RS 2000
Top speed (MPH)	108.2
0-60 MPH (seconds)	8.5
Source	Motor
Fuel consumption in mpg (L/100km) from officially approved tests under the Passenger Car Fuel Consumption Order 1977.	
	RS 2000
Constant Speed (56 mph/90 kmh)	37.2 (7.6)
Constant Speed (75 mph/120 kmh)	27.7 (10.2)
Simulated Urban Driving	25.7 (11.0)



RS 2000

Amongst the many standard features are the following:

- 1993cc OHC engine with 4-branch exhaust manifold for extra power.
- Anti-roll bar and twin radius arms.
- Functional polyurethane front end incorporating four Cibie quartz halogen headlamps.
- Front air dam/rear spoiler for improved straight line stability.



RS 2000 Custom

- Silver painted alloy road wheels with 175/70 HR 13 Radial Ply tyres.
- Tinted glass.
- Remote control driver's door mirror.
- "Recaro" front seats with head restraints.

The cars illustrated are:
 1. RS 2000 in Diamond White with black fabric trim.
 2. RS 2000 Custom in Venetian Red with black fabric trim.
 Options fitted (at extra cost) are black vinyl roof and radio.

Ford Rallye Sport RS 2000

Engine Lubrication

High efficiency mechanical pump. Full flow oil filter. Capacity of system 6.7 pints (3.75 litres) including filter.

Ignition

12 volt system, ballast resistor coil.

Fuel system

Mechanical pump. Electric fuel gauge. Tank capacity 9 gallons (40.9 litres). Progressive twin venturi single Weber carburettor.

Cooling system

Pressurised. Capacity of system 12.5 pints (7.1 litres).

Transmission

Remote, floor mounted single rail gearshift. Four speed all synchromesh gearbox. Single plate cable operated 8 $\frac{1}{2}$ in. diameter diaphragm clutch.
 Gear ratios: 1st 3.65, 2nd 1.97, 3rd 1.37, 4th 1.00, Rev. 3.66:1.

Rear axle

Semi floating, hypoid final drive. Axle ratio 3.54:1.

Front suspension

Independent coil springs. MacPherson struts with integral dampers and stabiliser bar. Revised geometry.

Rear suspension

Live axle with semi elliptic leaf springs. Radius arms. Telescopic hydraulic shock absorbers.

Brakes

Front: Disc brakes, diameter 9.6 ins. swept area 195 sq. ins. Vacuum servo assistance.
 Rear: Drum brakes, diameter 9.0 ins. swept area 99 sq. ins. Vacuum servo assistance.
 Floor mounted handbrake.

Steering

Rack and pinion. Turning circle 32.8 feet (10.0 m) kerb to kerb.

Wheels & Tyres

Bright Silver painted, steel styled road wheels, 5 $\frac{1}{2}$ " x 13". 175/70 HR 13 radial ply tyres.

Electrical equipment

45 amp Alternator with integral voltage control. Battery 12 volt, 55 AH at 20 hour rate. 7 fuse system.

Exterior equipment

One piece polyurethane front end panel incorporating grille, airdam, and four circular halogen headlights with side lights in outer lights. Separate direction indicators, twin tail light assemblies incorporating indicators, brake warning lights, reversing lights and reflectors. Rear number plate illumination light. Black polyurethane rear bumper extensions. Matt black, two speed windscreen wipers and electric windscreen washer. Intermittent wiper.



Hazard warning flashers. Heated rear window. Two black, door mounted rear view mirrors. Laminated windscreen.

Interior equipment

Black fascia incorporates speedometer/odometer and tachometer. Separate fuel, water temperature and oil pressure gauges. Warning lights for ignition, indicators and main beam headlights. Brake fluid level warning indicator. Simulated leather covered sports steering wheel. Ignition/steering column lock. Cigar lighter.
 A three lever control system for two speed windscreen wipers, electric screen washers, horn, indicators, headlight flasher and dipped main beam, headlights and side lights. Automatic choke control.
 Reclining front seats with head restraints. Bench style rear seat. Beta plus fabric seat facings. Black washable door panels. Parchment headlining. Two padded sun visors. Dipping rear view mirror. Safety styled door handles and window winders. Carpet. Ashtray in fascia and two rear ashtrays. Aluminium scuff plates. Aeroflow face level ventilation with eye ball vents and air extraction. Two speed heater/demister with illuminated controls. Rear seat belt anchorage points. Inertia reel seat belts to driver's and front passenger's seats.

Options (available at extra cost)

Push button MW/LW radio. Rear fog lamp. Alloy road wheels. Remote control door mounted mirror. Black vinyl roof. All round tinted glass. Recaro front seats. Signal paint. Rear seat belts.

Dimensions

Kerbweight:	2035 lbs
Overall length:	161.8 ins.
Overall width:	61.6 ins.
Overall height:	55.0 ins.
Wheelbase:	94.0 ins.
Towing capacity:	2205 lbs.
Front track:	50.8 ins.
Rear track:	51.8 ins.
Fuel tank capacity:	9 imp. gallons
Turning circle (kerb to kerb):	32.8 feet
Effective luggage capacity:	10.3 cu. ft

Colours

Diamond White. Venetian Red. Signal Orange*. Signal Yellow*. Midnight Blue. Riviera Blue. Calypso Green. Tuscan Beige. Sierra Beige.
 *Available at extra cost.

RS 2000 Custom

The following features are available as standard equipment on the RS 2000 Custom, in addition to those fitted to the RS 2000:

Wheels & Tyres

Bright Silver painted, alloy styled road wheels, 6" x 13". 175/70 HR 13 radial ply tyres.

Exterior equipment

Black back panel, remote control driver's door mirror, bronze tinted glass.

Interior equipment

Twin reclining Recaro front seats with see through head restraints, luggage compartment light, passenger's sun visor vanity mirror, centre console, glove box, fascia mounted clock and glove pocket, fully trimmed door panels, cut pile carpet, cut pile carpeted luggage compartment, distinctive "custom" badge on fascia.

Options (available at extra cost)

Push button MW/LW radio. Rear fog lamp. Black vinyl roof. Signal paint. Rear seat belts.